

A Systematic Literature Review on Machine Learning Applications for Sustainable Agriculture Supply Chain Performance

1 Introduction

Agriculture sustainability is the key to ensure food security and hunger eradication for the ever-growing population. It is estimated that global food production must be increased by 60-110% to feed 9-10 billion of the population by 2050 (Tilman et al. 2011; Pardey et al. 2014; Rockström et al. 2017). It is therefore required to have a strategic shift from the current paradigm of enhanced agricultural productivity to agricultural sustainability (Rockström et al. 2017). Sustainable agriculture practices not only focus on enriching agricultural productivity but also help to reduce harmful environmental impacts (Kuyper and Struik, 2014; Godfray and Garnett, 2014; Cobuloglu and Büyüktaktakın, 2015; Adnan et al. 2018). The sustainable Agriculture Supply Chains (ASCs) are knowledge-intensive and are based on information, skills, technologies, and attitudes of the supply chain partners (El Bilali and Allahyari, 2018). Knowledge transfer encourages farmers to enhance their decision to adopt sustainable agriculture practices (SAP) (Adnan et al. 2018).

Strothkämper (2016) claims that the ASCs are facing tremendous pressure to increase the farming efficiency, which is driven by the depleting rate of water and fossil fuels, shrinking availability of arable land and the increasing demand by the consumers for more transparent and sustainable food chains (Tian, 2016; Duman et al. 2017). The need for the ASCs to respond to the increasing demand and supply gaps, as well as market price fluctuations, is also identified as critical drivers of farming efficiency (Sharma et al. 2018; Patidar et al. 2018). Further, recent studies covering the sustainable aspects of inventory and transportation management concerning the perishable items may help us to understand the complexities involved in achieving sustainable ASCs (Shah et al. 2018; Gharaei et al. 2019; Hao et al. 2018; Hoseini et al. 2019; Gharaei et al. 2019a; Gharaeb et al. 2019b; Gharaei et al. 2019c; Kazemi et al., 2018; Sarkar and Giri, 2018; Sayyadi and Awasthi, 2018; Shah et al. 2018). The digital technologies that include the internet of things (IoT), mobile technologies and devices, data analytics, artificial intelligence (AI), digitally delivered services, and other applications are influencing the ASCs (Kamilaris and Prenafeta-Boldú, 2018; Gharaei et al. 2019). Numerous examples demonstrate the use of digital technologies at different stages of ASC such as automation of farm machinery resulting in reduced labour input, use of sensors and remote satellite data for improved monitoring of crops, land, and water, IoT and RFID for agriculture product traceability (OECD, 2019)

As a result of going digital, a large amount of data is getting generated in the supply chains, which is useless unless it is organized, understood, and meaningful insights are gained using appropriate data analysis tools (Russo, 2013; Dubey et al. 2015; Yin et al., 2016; Rabbani et al., 2018). AI or

cognitive-based technologies is the most transformative and impactful advanced analytics tool that can be used by the organizations for supply chain decision making (Liakos et al. 2018). AI helps computers interact, reason, and learn like human beings to enable them to perform a wide variety of cognitive tasks, usually requiring human intelligence, such as visual perception, speech recognition, decision-making, and translation between languages and demonstrating an ability to move and manipulate objects accordingly. Intelligent systems use a combination of big data analytics, cloud computing, machine-to-machine communication, and the IoT to operate and learn (OECD, 2017). Machine and deep learning algorithms, the subsets of AI, is widely used in combination with location intelligence technologies in ASC to identify hidden patterns in the data (Elavarasan et al. 2018). The study by Kazemi (2019) published in Forbes suggests ASC practitioners consider AI and advanced analytics as strategic investments because of the accelerating digital transformation in ASC and need to develop a competitive advantage. Patidar et al. (2018) described how information technology (IT) is impacting the expectations of farmers as well as customers and accordingly, their demand is changing.

In the past, few review studies were conducted on AI and ML applications for improving the supply chain performance, as mentioned in Table 1. These studies have focused on ML applications in the supply chain management (Min, 2010) covering specific aspects like supply chain risk management (Bryannis et al. 2019) or sectors (Ngai et al. 2014; Giri et al., 2019; Konovalenko and Ludwig, 2019). However, to the best of our knowledge, no such studies are conducted to review the present status of AI/ML applications in ASC management. The increasing amount of data captured by emerging technologies offer the ASCs new abilities to predict changes and identify opportunities (Giri and Masanta, 2018; Kamble et al. 2019a). The practitioners must be equipped with the latest knowledge to ensure that significant insights are derived from the collected data (Giri and Bardhan, 2014; Tsao, 2015; Rabbani et al., 2019). Extensive testing and validation of emerging ML applications in ASC will be critical as agriculture is impacted by environmental factors that cannot be controlled, unlike other industries where risk is more comfortable to model and predict (Sennaar, 2019). Therefore, in this study, we present a systematic literature review (SLR) of 93 papers on ML applications in developing sustainable ASC. It is anticipated that the agricultural sector will continue to see the increasing adoption of ML in future and the results of this study will guide the researchers and practitioners to understand the present status of ML applications in ASC, which will help them to understand how adoption of ML will support the ASC to optimize farming practices to increase yields, crop quality and incomes in a sustainable manner.

The remaining of the paper is organized as follows: Section 2 presents a brief on sustainable ASC and ML algorithms. Section 3 presents the SLR methodology adopted in this study. Section 4 discusses the results of the SLR. An ML-ASC framework and implications based on the findings

of the study are discussed in section 5. The conclusions and limitations of the study are presented in section 6.

Table 1: Review studies on ML applications in SCM

Authors	No. of papers reviewed	Time period	Objectives
Bryannis et al. (2019)	276	1996-2018	The study explored the extent of research in the field of supply chain risk management using artificial intelligence capabilities such as prediction, autonomous decision-making, and the ability to deal with uncertain, complex environments.
Ngai et al. (2014)	35	1994-2009	Provides a comprehensive review of research conducted in textile and apparel supply chains using artificial intelligence and decision-support systems.
Giri et al. (2019)	145	1989-2018	Highlights the impact and significance of artificial intelligence applications in apparel fashion supply chains.
Min (2010)	28		Identifies the potential supply chain areas where artificial intelligence can be deployed to solve complex problems.
Konovalenko and Ludwig (2019)	238	2005-2017	Highlights the potential machine learning and big data applications in supply chain management for reducing supply chain complexity.

2 Concepts used in the study

2.1 Agriculture supply chain

ASCs are like the fast-moving consumer goods (FMCG) supply chains in many ways but differ in terms of raw material procurement and the final product. The raw materials are procured from the fields, and the product is made for consumption by humans or animals. As seen in Figure 1, the ASC includes several operations such as pre-production, production, storage, processing, retail, and distribution before the final product reaches the end consumers (Borodin et al. 2016).

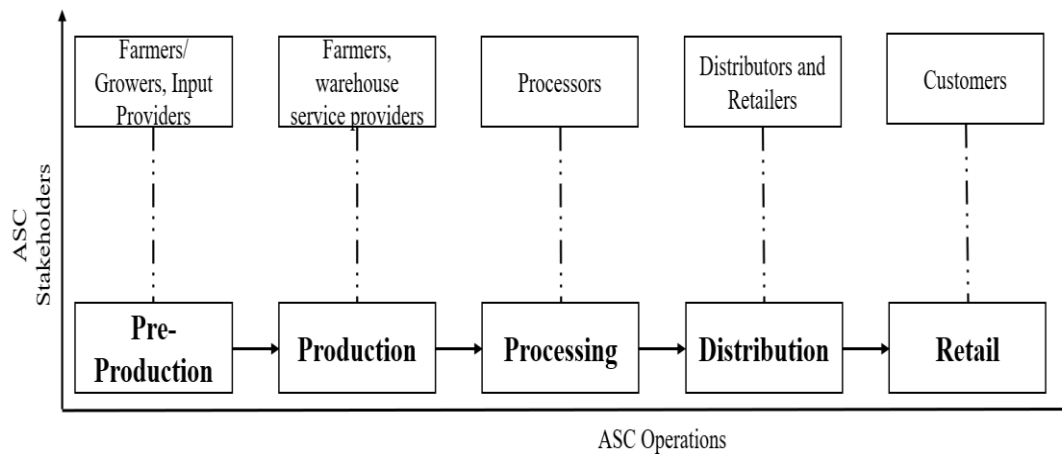


Figure 1: ASC operations (Adapted from Borodin et al. 2016)

A typical ASC includes multiple stakeholders such as farmers/producers, processors, certification agencies, traders, retailers, distributors, and final consumers. Therefore, the effective coordination of an ASC requires activities management, decision-making ranging from strategic, tactical, and operational levels (Patidar et al. 2018; Kamble et al. 2019a). An ASC is complex in comparison with other supply chains due to the perishability of the product, high supply-demand fluctuations due to seasonality of the produce, and increasing consumer awareness towards produce provenance, quality, and safety (Kamble et al. 2019b; Shukla and Jharkaria, 2013).

2.2 Challenges for ASC

Due to rapid industrialization and overpopulation, there is a fierce competition for natural resources, and the world is grappling with the challenge of feeding its people sustainably (Kummu et al. 2012; Pelletier and Tyedmers, 2010; FAO, 2009). It is estimated that the current food production systems and technologies will find it difficult to sustain the food demands of the next billion people (Elferink and Schierhorn, 2016). The critical issues that need to be addressed are lack of industrialization in the ASCs (Kamble et al. 2019a), information asymmetry (Sharma and Parhi, 2017), inadequate management practices (Luthra et al. 2018), poor product traceability (Kamble et al. 2019b), and food safety and quality norms (Naik and Suresh, 2018). Moreover, with the recent advances in information and communication technology, a higher number of people are becoming aware and concerned about the triple bottom line aspects (social, economic, and environmental) of the ASCs. This has led to growing pressure from various stakeholders such as NGOs, consumer organizations, agro-based organizations, government institutions, and policymakers for developing sustainable food production and consumption strategies. Most of the practitioners and researchers agree to the fact that current ASCs need a drastic shift towards sustainability to comply with the United Nation's 2030 agenda of Sustainable Development Goals (SDGs) (Eyhorn et al. 2019).

2.3 *Data-driven agriculture supply chains*

In order to effectively cope up with the ever-increasing challenges of ASCs, we need a better understanding of the complex agricultural ecosystems (Kamilaris et al. 2017). This can happen by the usage of current disruptive technological platforms, which enable continuous monitoring of the physical agricultural environment (through wireless sensors) while producing endless amounts of data (Wolfert et al. 2017). Technologies such as the internet of services (IoS) and the internet of things (IoT) help in real-time sharing and collection of information through the help of connected devices. Ahumada and Villalobos (2009) report that enhanced information sharing, communication, coordination, and cooperation between the ASC nodes enabled by IoT platforms can augment sustainability in the ASCs. Wireless sensor technologies and IoT can reduce demand-supply gaps and address critical issues of food quality and safety (Zhong et al. 2017). As there is much data generated throughout the ASC, the analysis of this (big) data would enable farmers and organizations to draw valuable insights, thereby enhancing productivity through data-driven decision-making (Sharma et al. 2018). However, data-driven ASCs may pose challenges in terms of data storage, data collection, and data visualization. Other issues include data privacy, data security, data accuracy, and data access (Kamilaris et al. 2017; Sykuta, 2016). Moreover, a digital divide exists between developed and developing economies due to the lack of computational tools and adequate skillsets (Rodriguez et al. 2017).

2.4 *Machine Learning Algorithms*

ML is defined as “the scientific study of algorithms and computational models on computers using experience for progressively improving the performance on a specific task or to make accurate forecasts” (Mohri et al. 2018). The term “*experience*” in the above definition refers to the historical data accessible to the learner for building a prediction model. These datasets can be digitized human-labeled datasets or data collected through interactions with the environment. Table 2 lists the common terminologies used in ML.

Table 2: ML terminologies (adapted from Mohri et al. 2018)

Term	Definition
Example	Instances of data used for learning.
Feature	Set of attributes (or) vector associated with an example.
Hyperparameters	Parameters specified as inputs to the learning algorithm.
Hypothesis set	Set of functions used for mapping a set of features with the set of labels.
Label	Value(s) assigned to the examples.
Loss function	A function, measuring the difference between a true label and the predicted label.
Test sample	Examples used for evaluating the performance of a learning algorithm.
Training sample	Examples used for training a learning algorithm.
Validation sample	Examples used for tuning the parameters of a learning sample.

A general configuration of the ML system is presented in Figure 2. Labeled or unlabeled training data is collected from different sources as input to the ML system. The knowledge base of the learning system decides the use of an appropriate ML algorithm, considering the decisions to be taken by the organization. Previous studies and datasets are also referred to validate the ML predictions obtained from the current datasets for quality output, improving the decision-making performance of the organization (Du and Sun, 2006).

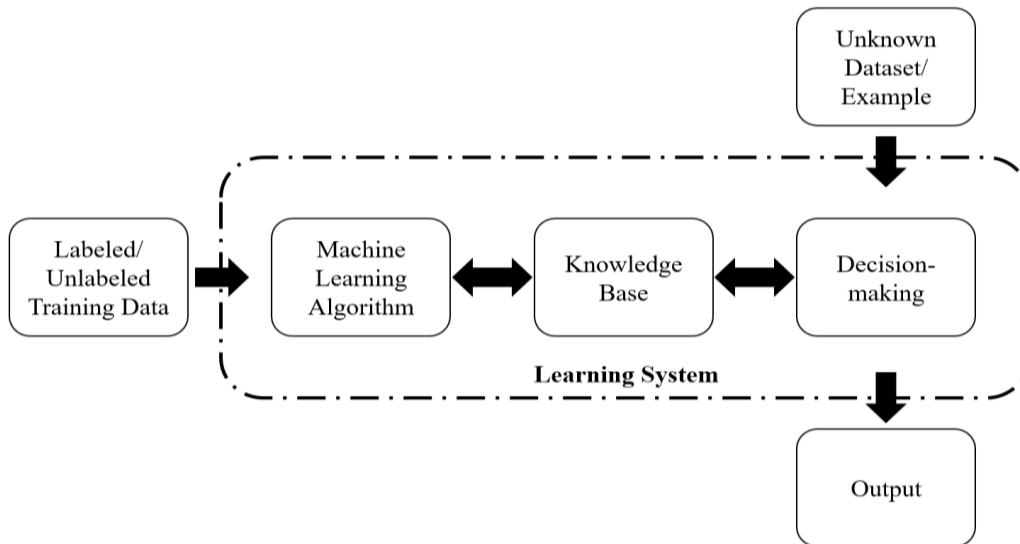


Figure 2: A machine learning system configuration (adapted from Du and Sun, 2006)

The ML is categorized into three main tasks; supervised learning, unsupervised learning, and reinforcement learning. In supervised learning, a predictive model is developed using the labeled data with the prior knowledge of the input and the desired output variables. The goal of the supervised learning approach is to map the variables to the desired output variable (Zhu and Goldberg, 2009; Traore et al., 2017). Algorithms such as random forests, decision trees, Bayesian networks, and regression analysis are classified under supervised learning techniques. The unsupervised learning algorithms use unlabeled datasets without prior knowledge of the input and output variables. Unsupervised learning establishes the hidden patterns based on the unlabeled dataset and is primarily used for dimensionality reduction and exploratory data analysis (Jordan and Mitchell, 2015). Unsupervised learning includes algorithms such as Artificial Neural Networks (ANN), genetic algorithm, Instance-based learning models, deep learning, and clustering. In reinforcement learning, the training and testing datasets are combined, and the learner interacts with the environment to collect information. The learner gets awarded for his actions with the environment leading to an exploration versus exploitation dilemma. The learner must explore new unknown actions to gain more information as compared to exploiting the information already collected (Sutton and Barto, 2018; Mohri et al. 2018). Reinforcement learning algorithms are used for robot navigation, machine skill acquisition, and real-time decision-making. Reinforcement ML

algorithms include Q-learning (SARSA max), Deep Q-learning (DQL), and Dataset Aggregation (dAgger).

A summary description of prominent ML algorithms is presented in Table 3.

Table 3: Description of ML Algorithms

ML algorithm	Description
Bayesian network	A classification algorithm that predicts the output class based on Bayes' theorem by calculating class conditional probability and prior probability (Nielsen and Jensen, 2009).
Decision tree	This algorithm classifies the data into smaller subsets where each subset contains (mostly) responses of one class (either "yes" or "no") (Jordan and Mitchell, 2015; Mullainathan and Spiess, 2017).
Ensemble learning	This algorithm leverages the knowledge of the crowd, employing several independent models to make a prediction and aggregates the final prediction (Al-Jarrah et al. 2015; Liakos et al. 2018). Some of the prominent ensemble learning methods include random forests, gradient boosting machines (GBM), bootstrapped aggregation (bagging), AdaBoost, stacked generalization (blending), and gradient boosted regression trees (GBRT)
Regression Analysis	A classical predictive model that expresses the relationship between inputs and an output parameter in the form of an equation (Nasrabadi, 2007; Huang et al. 2012). Some of the commonly used regression models are linear regression, logistic regression, and polynomial regression.
Support Vector Machine (SVM)	A boundary detection algorithm that identifies/defines multi-dimensional boundaries separating data points belonging to different classes Vapnik (2013).
Artificial Neural Networks (ANN)	A computational and mathematical model inspired by the biological nervous system. The weights in the network learn to reduce the error between actual and prediction (Schmidhuber, 2015; Yang and Sudharshan, 2019). ANNs are further classified into perceptron networks, backpropagation networks, and Hopfield networks.
Clustering	Clustering algorithms such as k-means find k centroids by dividing the data into k clusters (Mohri et al. 2018).
Deep learning	Deep ANNs are referred to as Deep Learning because of multiple hidden layers (Salakhutdinov, 2015; Araque et al. 2017). The most common deep learning model is the convolutional neural network (CNN). These are further segregated into deep belief networks (DBNs), auto-encoders, and deep Boltzmann machine.
Genetic algorithm	Genetic algorithms are evolutionary computational and stochastic search algorithms that are often used in ML applications (Shapiro, 1999). Genetic algorithm is used in discrete spaces and find their applications where other gradient-based methods cannot be used. A genetic algorithm is best suited to situations where information is a critical criterion for performance.

Instance-based learning	This is a memory-based model that learns based on the comparison, i.e., examples are compared with instances from the training datasets (Azar and Dolatabad, 2019). Prominent algorithms in Instance-based learning includes learning vector quantization, k-nearest neighbor (KNN), and locally weighted learning (Liakos et al. 2018).
-------------------------	--

3 Review Methodology

In this study, we utilized an SLR with a specific focus on reviewing the published research work systematically and attain an unbiased and objective summary of the current state and future potential of ML applications in ASC. SLR adopts an approach that is scientific and replicable (Cook et al. 1997) for evaluating and interpreting all the available research relevant to a question, topic, or phenomenon of interest (Booth et al. 2012). SLRs help in developing useful insights based on the theoretical synthesis of existing research and identifies possible gaps in literature (Tranfield et al. 2003; Kamble et al. 2018). We adopted the three-stage SLR methodology suggested by Tranfield et al. (2003), comprising of the pre-operational stage (“planning the review”), operational stage (“conducting the review), and post-operational stage (“review findings”).

3.1 Planning the review

The objective of our review was to study the applications of ML algorithms in ASC. The emphasis was to study the ML algorithms, as shown in Table 2, on the various ASC operations depicted in Figure 1. More specifically, we sought to understand how the use of ML will help to make the ASCs efficient. To specify the conceptual boundaries, we used selected keywords covering ML algorithms such as decision trees, Bayes network, regression analysis, and artificial neural network. Not many limitations were applied to the keywords used for the “agriculture supply chain,” and the search included broad terms like “agriculture,” “food,” and “perishable items.” All the review papers were reviewed to match our review objectives and determine whether ASC was included in the scope of the papers.

3.2 Conducting the review

The keyword search was initially performed using the Scopus database. The Scopus database was selected as it encompasses a wide range of refereed journals belonging to major publishing houses such as Elsevier, Taylor and Francis, IEEE, Emerald, and Springer. Later the search was also extended to include ISI Web of Knowledge, Emerald Insights, and Business Source Premier so that we identify relevant work which is more comprehensive and not a sample of selected papers. However, to limit the number of papers for review, the conference contributions, articles published in trade journals, books, and book contributions were excluded from the search process. Backward and forward searches were conducted to ensure that the selected papers are comprehensive and

significant studies in the field of ASC deploying ML algorithms are included. A total of 549 publications were found as an outcome of using the following keywords; "machine learning" OR "feature learning" OR "anomaly detection" OR "decision trees" OR "association rules" OR "Artificial neural networks" OR "Support vector machine" OR "Bayesian network" OR "genetic algorithm" AND "Agriculture" OR "Food" OR "Agri-food" OR "agricultural" OR "agri-business supply chain" OR "perishable supply chain." The keyword search was implemented through a pairwise query taking into consideration one keyword from each category at a time. A review of the abstracts of these papers revealed that not all publications focused on ML applications in ASC. In some papers, ML and the other keywords were referred to in some other context. The following inclusion criteria were developed for the conducting the review: 1) The paper must have published in a peer-reviewed journal 2) The study focused on ML algorithms listed in Table 2. 3) The study discussed ML applications on any aspect of ASC management 4) Papers are written in English language 5) Should have passed the inter-rater reliability test. The papers were validated before the final selection was made for review. The papers were independently coded by three of the authors (two based in India and one from the UK), and their codes were compared for the difference in scoring to assess the inter-rater reliability (Armstrong et al. 1997). The papers with zero differences in the scores were included in the final review process whereas, the papers with differences went through the iteration process. The papers were selected for final review upon resolving the differences in the review score; otherwise, it was excluded from the review process. The validation process helped the authors to select quality papers matching to the objectives of the study instead of relying on the quality rating of the journal. The above selection criteria resulted in an exhaustive sample of 93 papers since it includes most of the published research in this area. The publication selection process is outlined in Figure 3.

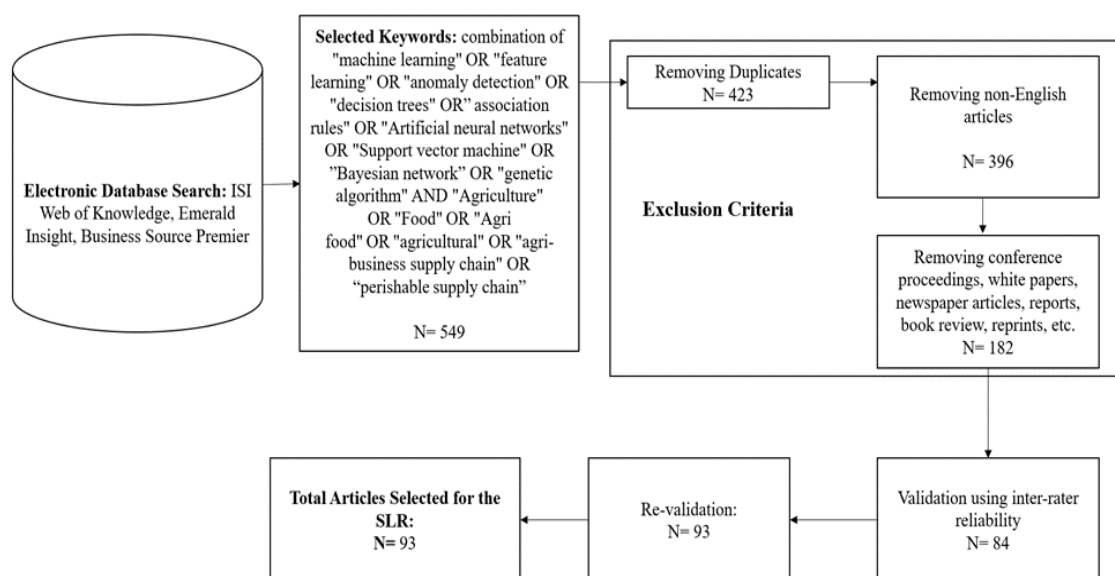


Figure 3: Publication selection process

3.3 Descriptive statistics

The final sample contains 93 research papers. Studies on the topic of interest were available in or after 2002 with the pace of research picking up from 2015-16, showing increased interest by the researchers in applying ML algorithms to solve ASC challenges (see Figure 4). It is also observed that high-quality peer-reviewed journals such as Computers and Electronics in Agriculture, International Journal of Production Economics, Journal of Cleaner Production, European Journal of Operations Research have recognized the need for research in this area (see Figure 5). The use of different ML algorithms in ASC is presented in Figure 6. It is observed that ANN is the most widely used ML algorithm (32 out of 93 studies), followed by regression, clustering, and genetic algorithm with 23 papers each. Few studies were found to use a combination of different ML algorithms. Figure 7 represents the details of the ASC phases that have deployed the ML algorithms. The pre-production phase accounted for 39 papers, followed by a distribution phase with 29 papers, production (26 papers), harvest (17 papers), retailing (16 papers), and processing (5 papers). The statistics indicate that ML is mostly used in the pre-production phase for various applications such as predicting weather conditions, soil properties, weed detection, and disease classification.

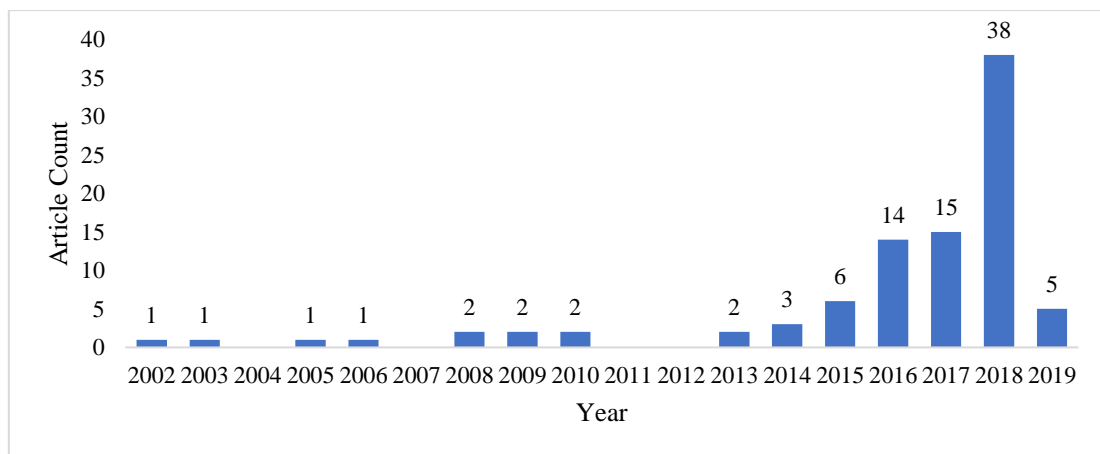


Figure 4: Year-wise publications

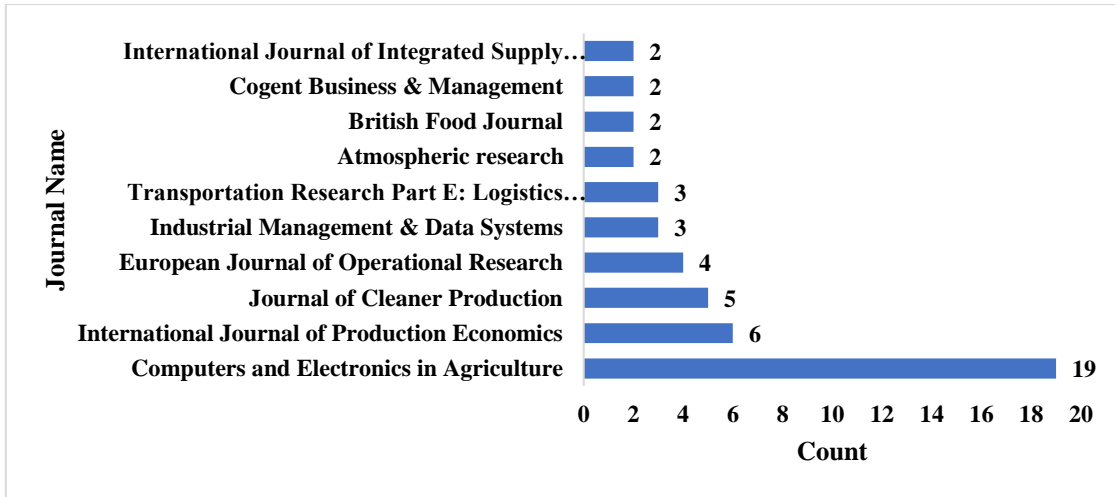


Figure 5: Journal-wise publications

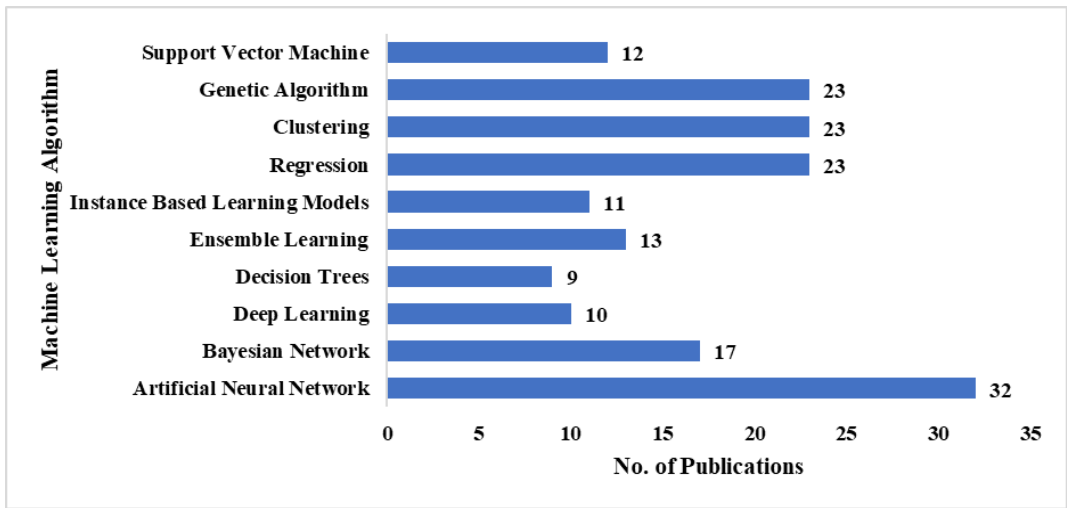


Figure 6: Classification based on ML algorithm

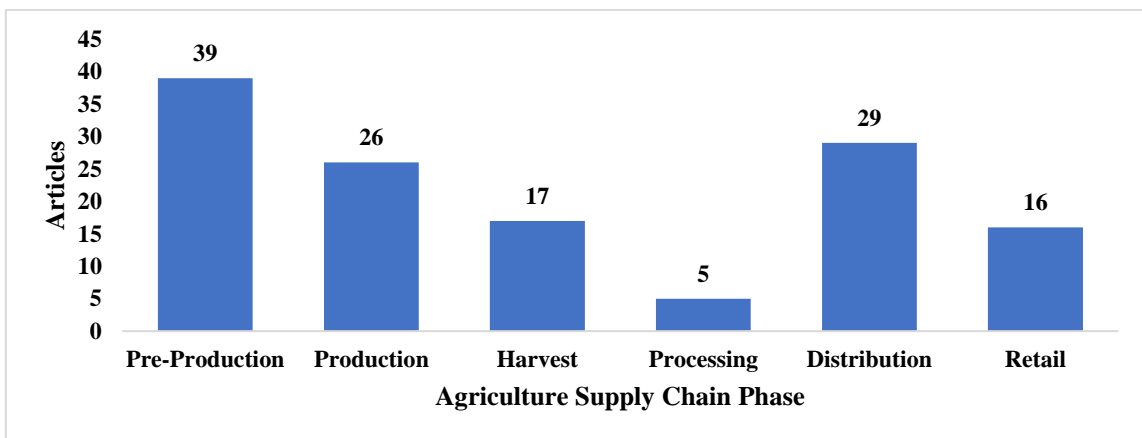


Figure 7: Classification based on the agriculture supply chain phase

4 Review findings and discussions

In this section, we analyze and present the findings of SLR in four clusters. These clusters represent the use of ML in the different ASC phases and include; pre-production, production, processing, and distribution (Aramyan et al. 2006; Ahumada and Villalobos, 2009). The use of ML in each cluster serves specific applications for improving ASC efficiency. It is observed from the SLR that ML is applied in the pre-production phase (Cluster 1) for the prediction of crop yield, soil properties, and irrigation requirements.

Similarly, ML is used for weather prediction, disease detection, weed detection, soil nutrient management, and livestock management during the production phase (Cluster II). In Cluster III (Processing Phase), the use of ML is for demand estimation and production planning. Inventory management and consumer analysis are the major application areas of ML in the distribution phase (Cluster IV). The SLR framework used for presenting the review findings is presented in figure 8.

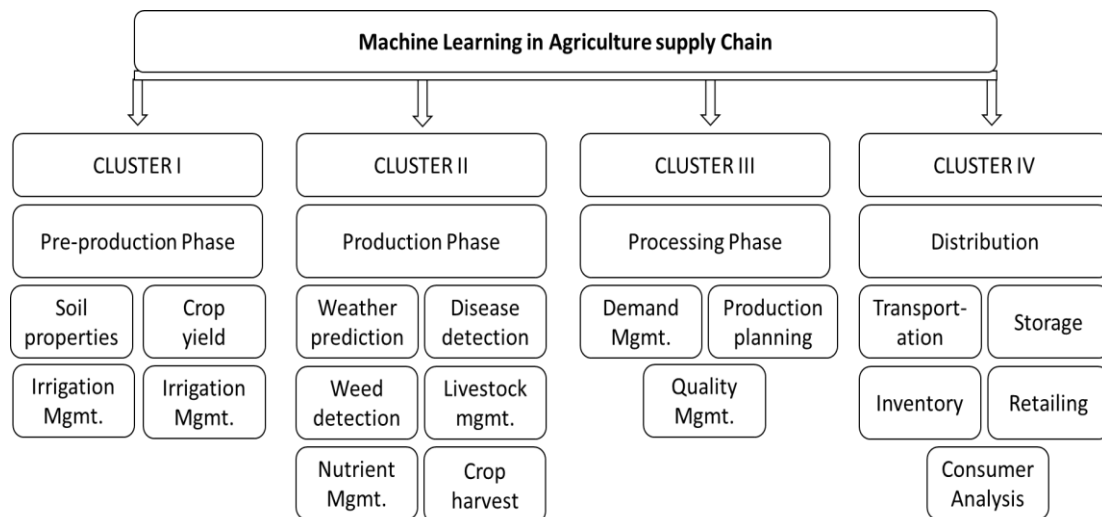


Figure 8: SLR presentation framework

4.1 Cluster I: Pre-production phase

In an ASC, the pre-production forms the initial phase. The activities undertaken in this phase include crop yield prediction, prediction of soil properties, and irrigation (Chirinda et al. 2010). Accurate prediction of soil properties is essential because it helps in improving the soil management practices according to the land potential (Morellos et al. 2016). Hively et al. (2011) report that the prediction of soil properties leads to a better understanding of the soil ecosystem dynamics. Effective soil management practices lead to sustainable agricultural and environment management (Rossel et al., 2009). In our study, 39 (42%) research papers dealt with the applications of ML in the pre-production phase. The ML applications in this phase include studies on developing a decision support system to predict product quality (Abbal et al., 2016), irrigation

requirement in arid and semi-arid regions (Ali et al., 2018a, b) and improving the smart farming practices (Balducci et al. 2018).

4.1.1 Crop yield prediction

Crop yield prediction in agriculture is significant because it supports better crop management and plan marketing activities (Pantazi et al. 2016). As soon as the crop yield in a specific site is predicted, other farm inputs such as nutrients, fertilizers, and equipment requirements could be planned according to the soil and crop needs. Precision agriculture techniques make use of ML and signal processing techniques to aid decision-support in crop yield forecasting. Yield estimation and evaluation helped in coordination with harvest supply and enhanced the field efficiency (Ramos et al. 2017; Elavarasan et al. 2018). Table 4 presents a list of different ML algorithms used for crop yield prediction. ANN was found to be the most popular ML algorithm for crop yield prediction.

Table 4: ML algorithms in crop yield prediction

ML Algorithm	Research Studies
ANN	Osman et al. (2015); Balducci et al. (2018); Chlingaryan et al. (2018); Crane-Droesch (2018); Elavarasan et al. (2018); Haghverdi et al. (2018); Khanal et al. (2018); Liakos et al. (2018); Mehra et al. (2018); Saggi and Jain (2018)
Bayesian network	Zhang et al. (2017); Elavarasan et al. (2018)
Clustering	Khanal et al. (2018); Liakos et al. (2018); Elavarasan et al. (2018)
Deep learning	Osman et al. (2015); Crane-Droesch (2018); Liakos et al. (2018); Mehra et al. (2018); Saggi and Jain (2018)
Decision tree	Liakos et al. (2018); Balducci et al. (2018); Elavarasan et al. (2018); Kouadio et al. (2018); Chlingaryan et al. (2018)
Ensemble learning	Liakos et al. (2018); Kouadio et al. (2018); Khanal et al. (2018)
Instance-based learning	Liakos et al. (2018); Saggi and Jain (2018); Khanal et al. (2018)
Regression	Ridier et al. (2016); Liakos et al. (2018); Elavarasan et al. (2018)
SVM	Khanal et al. (2018); Liakos et al. (2018)

4.1.2 Predicting soil properties

ML in soil management is used for estimation of soil moisture content (Im et al. 2016; Prasad et al. 2018). In soil nutrient content, Morellos et al. (2016) applied two ML methods i.e., least squares support vector machines (LS-SVM), and Cubistin on the 140 wet soil samples. The findings of the study show that ML methods are not only capable of tackling non-linear problems but also outperformed in the prediction of all three soil properties studied. Nahvi et al. (2016) used the self adaptive evolutionary (SaE) algorithm to enhance the performance of the extreme learning machine (ELM) architecture to estimate daily soil temperature. They then compared the performance of ELM and SaE-ELM models against genetic programming (GP) and artificial neural network (ANN) models developed in their study. Coopersmith et al. (2014) employed classification trees, k-nearest-neighbors, and boosted perceptron for soil dryness estimates and mentioned the k-nearest-neighbor and boosted perceptron algorithms both performed with 91–94% accuracy. A new

method of ML named Crop Selection Method (CSM) was proposed by Kumar et al. (2015) to solve crop selection problems and maximize the net yield rate of the crop over the season which would help to improve net yield rate of crops. Accuracy in the prediction of soil conditions leads to efficient soil management practices. Table 5 provide list of some different ML algorithms used in learning soil properties.

Table 5: ML algorithms for prediction of soil properties

ML Algorithm	Research Studies
ANN	Tayyebi et al. (2017); Khanal et al. (2018); Sirsat et al. (2018); Maiti et al. (2008)
Bayesian network	Sirsat et al. (2018)
Clustering	Khanal et al. (2018)
Deep learning	Khanal et al. (2018); Sirsat et al. (2018)
Decision tree	Sirsat et al. (2018); Kouadio et al. (2018)
Ensemble learning	Sirsat et al. (2018); Kouadio et al. (2018); Prasad et al. (2018)
Instance-based learning	Sirsat et al. (2018)
Regression	Khanal et al. (2018); Sirsat et al. (2018); Kouadio et al. (2018)
SVM	Khanal et al. (2018); Sirsat et al. (2018)

4.1.3 Irrigation management

Irrigation management plays a critical role in affecting the quality and quantity of the crops. Irrigation scheduling and management cater to the spatial assessment of when, where, and how much to irrigate (Romero et al. 2018). An effective irrigation system makes use of soil moisture data, precipitation data, evaporation data, and weather forecasts for better decision-making (Goap et al. 2018). Efficient irrigation management in agricultural operations plays a vital role in maintaining the balance between climatological, hydrological, and the agronomical cycle for long term agricultural sustainability (Liakos et al. 2018). The ML algorithms used for developing efficient irrigation management systems are based on simulation and optimization techniques (Safavi and Esmikhani, 2013). The ML in irrigation management is used for estimation of evapotranspiration (Saggi and Jain, 2019; Torres et al. 2011), streamflows (Yaseen et al. 2016), and real-time management of reservoir release (Khalil et al. 2005). The different ML algorithms used for developing irrigation systems are listed in Table 6.

Table 6: ML algorithms for irrigation management

ML Algorithm	Research Studies
ANN	Raju et al. (2006); Kaneda et al. (2017); Navarro-Hellín et al. (2016); Liakos et al. (2018); Mehra et al. (2018); Zhang et al. (2018)
Clustering	Liakos et al. (2018); Goap et al. (2018)
Deep learning	Kaneda et al. (2017); Liakos et al. (2018); Mehra et al. (2018)
Decision tree	Goldstein et al. (2018)

Ensemble learning	Goldstein et al. (2018); Kaneda et al. (2017)
Instance-based learning	Liu et al. (2018)
Regression	Navarro-Hellin et al. (2016); Kaneda et al. (2017); Liakos et al. (2018); Goap et al. (2018)
SVM	Liakos et al. (2018)

4.2 Production phase

ML is deployed in the production phase for weather prediction, weed detection, disease detection, livestock management, site-specific nutrient management, harvest, and crop quality management.

4.2.1 Weather prediction

Weather prediction plays a critical role in the crop production phase. The weather forecasts such as sunlight, rainfall, humidity, and moisture guide the optimal use of water for crop irrigation scheduling and planning (Trore et al. 2016; McNider et al. 2015). ML algorithms make use of both supervised and unsupervised methods for weather predictions (Bendre et al. 2016). Table 7 lists the different ML algorithms used for weather prediction.

Table 7: ML algorithms for Weather Prediction

ML Algorithm	Research Studies
ANN	Belayneh and Adamowski (2013); Crane-Droesch (2018); Mouatadid et al. (2018); Navarro-Hellin et al. (2016); Saggi and Jain (2019)
Deep learning	Crane-Droesch (2018); Saggi and Jain (2019)
Decision tree	Crane-Droesch (2018); Saggi and Jain (2019)
Ensemble learning	Ali et al. (2018a); Ali et al. (2018b); Saggi and Jain (2019)
Genetic algorithm	Wahyuni and Mahmudy (2017)
Instance-based learning	Saggi and Jain (2019)
Regression	Belayneh and Adamowski (2013); Cramer et al. (2017); Ali et al. (2018b); Mouatadid et al. (2018)

4.2.2 Crop protection

Effective crop protection measures include early identification and diagnosis of biotic stress factors (weeds and pathogens) and abiotic stress factors (nutrient, water deficiency) (Behmann et al. 2015). Precision agriculture technologies such as site-specific management have made it possible to detect pest infestations, diseases, and weeds before actual outbreaks (Lee et al. 2010). High density spatial and temporal information is required for effective site-specific management of plant diseases and weed detection. Many studies have proposed the use of automated disease detection platforms (based on pattern recognition and machine learning) for improving the accuracy and rapidity of the diagnosis results (Lu et al. 2017). The ML algorithms used for disease detection are listed in Table 8.

Table 8: ML algorithms for disease detection

ML Algorithm	Research Studies
ANN	Kamilaris and Prenafeta-Boldú (2018)
Clustering	Espejo-Garcia et al. (2018); Singh et al. (2018)
Deep learning	Kamilaris and Prenafeta-Boldú (2018)
Ensemble learning	Kale and Sonavane (2018); Su et al. (2018)
Instance-based learning	Kale and Sonavane (2018); Pantazi et al. (2019)
Regression	Espejo-Garcia et al. (2018); Singh et al. (2018)
SVM	Pantazi et al. (2019)

4.2.3 Weed detection

ML combined with machine vision is used for weeds removal, as weeds highlight distinct spectral reflectance that is considerably different from main crops (Strothmann et al. 2017; Jinglei et al. 2017; Bakhshipour and Jafari, 2018). Compared to manual methods, machine vision with pattern recognition algorithms and automatic classification techniques are more effective in monitoring crops (Zareiforush et al. 2015) and weeds detection (Liakos et al. 2018; Kale and Sonavane 2018). ML algorithms use color, texture, and shape features in crops for object discriminations (Zhang et al. 2014; Tang et al. 2017), enabling automated solutions for weed detection and recognition (Binch and Fox, 2017). ML reduces the usage of weedicides and enhances agricultural sustainability. Table 9 lists different ML algorithms used for weeds detection.

Table 9: ML algorithms for weeds detection

ML Algorithm	Research Studies
ANN	Liakos et al. (2018)
Clustering	Mucherino et al. (2009); Kale and Sonavane (2018)
Deep learning	Liakos et al. (2018)
Decision tree	Liakos et al. (2018)
EL	Liakos et al. (2018)
Instance-based learning	Liakos et al. (2018)
Regression	Mucherino et al. (2009)
SVM	Mucherino et al. (2009)

4.2.4 Livestock Management

Many studies (Liakos et al. 2018; Wang et al. 2018; Katamreddy et al. 2017) have highlighted usage of ML algorithms for effective livestock management such as grassland monitoring (Barrett et al. 2014), animal welfare (Pegorini et al. 2015), animal behavior tracking (Matthews et al. 2017), and livestock production (Craninx et al. 2008). Wathes et al. (2008) reported the use of ML algorithms for precision livestock farming, helping the farmers in evidence-based decision-making focused on real-time data monitoring and information systems (Berckmans and Guarino, 2017). Precision animal husbandry finds its importance in the domain of livestock management, health surveillance, livestock production, livestock welfare, and reducing environmental footprint

(Morota et al. 2018). The studies on livestock management using ML algorithms are listed in Table 10.

Table 10: ML algorithms for livestock management

ML Algorithm	Research Studies
ANN	Vlontzos and Pardalos (2017); Yazdanbakhsh et al. (2017)
Bayesian network	Liakos et al. (2018)
Clustering	Vlontzos and Pardalos (2017)
Deep learning	Pourmoayed et al. (2016)
Decision tree	Vlontzos and Pardalos (2017)
Instance-based learning	Vlontzos and Pardalos (2017); Mucherino et al. (2009)
Regression	Yazdanbakhsh et al. (2017)

4.2.5 Crop quality management

Crop quality management is essential as it helps in getting the right market price for the produce. Crop quality management practices such as site-specific nutrient management is an optimal approach for targeting homogenous crop/ field areas that require similar treatment (Chlingaryan et al. 2018). The most widely used ML algorithms for site-specific nutrient management are regression and clustering. In recent years, combinations of a crop model and global sets of gridded data have become vital tools in forecasting crop yields (Folberth et al. 2019). The following section presents more specific ML applications in the production phase of ASC presented.

4.2.6 Site-specific nutrient management

For sustainable land management practices, it is essential to improve the quality of soil and maintain adequate values of nutrients (Sirsat et al. 2018). The accurate detection and classification of crop quality parameters help in fetching a better price for the agricultural produce (Zhang et al. 2017). This also helps in reducing wastes and thereby minimizing the losses (Maione et al. 2016). Abbal et al. (2016) and Drury et al. (2017) suggests the use of Bayesian networks in enhancing crop quality management through effective decision-making. Table 11 lists the studies on site-specific nutrient management using ML algorithms.

Table 11: ML algorithms for site-specific nutrient management

ML Algorithm	Research Studies
ANN	Chlingaryan et al. (2018); Sirsat et al. (2018)
Clustering	Chlingaryan et al. (2018)
Deep learning	Sirsat et al. (2018)
Decision tree	Chlingaryan et al. (2018); Sirsat et al. (2018)
Ensemble learning	Chlingaryan et al. (2018); Sirsat et al. (2018)
Instance-based learning	Sirsat et al. (2018)
Regression	Chlingaryan et al. (2018)

4.2.7 Harvesting

Harvesting is the final horticultural procedure performed on the field after the ripening of the crops. The crop production estimates provide useful information to the cultivators for planning and

allocating resources in the harvest and post-harvest activities (Ahn et al. 2018). The ML algorithms in this stage focus on predicting the crop yield using remote sensing data (Haghverdi et al. 2018). Kaudio et al. (2018) used an ensemble learning model for evaluating soil properties and compared it with random forests and logistic regression for predicting coffee yield in the harvest phase. Deep neural networks (Mehra et al. 2018) and data mining techniques such as k mean clustering, k nearest neighbor, ANN, and SVM (Mucherino et al. 2009) are used for accurate yield forecasts during the harvest. SVM and machine vision is used for crop segmentation using foliage detection (Rico-Fernández et al. 2019). ML algorithms are used for predicting the change in the color of crops during the harvest stage (Sadgrove et al. 2018).

4.3 Processing phase

The main activities in this phase are demand prediction and production planning (for distribution) of the processed agricultural products. In the processing phase, the inedible raw materials are processed into more useful, palatable, and stable shelf forms for consumption (Augustin et al. 2016). Some of the prominent processing techniques are milling, heating, cooling, smoking, drying, and cooking (Weaver et al. 2014). Processing causes physical changes to the products and results in both detrimental and beneficial effects depending upon the processes used (Pellegrini and Fogliano, 2017). After the processing phase, the agricultural produce is packed and is ready for distribution and retail stages.

Modern food processing technologies deploy software algorithms based on ML. Chandrasekaran and Ranganathan (2017) suggest the use of a genetic algorithm in optimizing the CO₂ reduction during the processing of grains. Song et al. (2018) used Bayesian networks for minimizing food waste. Their study focused on waste processing and management for reducing the carbon footprint and mitigating climate change.

4.3.1 Demand prediction

A precise demand prediction of food requirements helps to avoid overstocking, overproduction, and overutilization of resources (Hofmann and Rutschmann, 2018; Chambers et al., 1971). Table 12 lists the prominent ML algorithms used in demand prediction.

Table 12: ML algorithms for demand prediction

ML Algorithm	Author(s)
ANN	Borimnejad and Eshraghi Samani (2016); da Veiga et al. (2016)
Genetic algorithm	Lin and Chen (2003); Ma and Wang (2019); Madani et al. (2018); Sitek et al. (2017)

4.3.2 Production planning

The use of big data analytics in production planning helps in improving demand forecasting and production planning (Feng and Shanthikumar, 2018). ML algorithms help inefficient production planning through the reduction of setup time and better demand sensing (Lorena et al. 2011; Mehdizadeh et al. 2018). Table 13 lists the ML algorithms used for production planning.

Table 13: ML algorithms for production planning.

ML Algorithm	Research Studies
Bayesian network	Luangkesorn et al. (2016)
Clustering	Devapriya et al. (2017); Khoshnevisan et al. (2015)
Genetic algorithm	Ma and Wang (2019); Mousavi-Avval et al. (2017); Nabavi-Pelesaraei et al. (2017)

4.4 Distribution phase

Distribution and retail phase connect food production and processing with final use and complete the farm to the fork loop (Manzini et al. 2019). In the distribution phase, the packaged agricultural product is sent to the distribution centers and warehouses. Most of the produce goes through a distribution channel before reaching the final consumer (Beaman and Johnson, 2006).

4.4.1 Transportation

The majority of the studies used genetic algorithm and focused on vehicle routing, minimizing the product damage, travel distance, and preserving the product quality (Qiang and Jiuping, 2008; Wang et al. 2018; Rabbani et al. 2016; Buelvas Padilla et al. 2018). The other studies in this phase used GA and memetic algorithms for handling integrated production and distribution scheduling problem (Devapriya et al. 2017; Sayyadi and Awasthi, 2018) and association rule mining for identifying the storage location assignment problem based on the cloud for distribution and storage of perishable food products (Hui et al. 2016). ML algorithms are also used for estimating the freight (Krisztin, 2018), inventory management and payment delays (Kumar et al. 2016; Shukla and Jharkharia, 2013), estimation of product shelf life (Larsen et al. 2010), dynamic allocation (Lin and Chen, 2003; Piramuthu and Zhou, 2013), predicting supply chain risks under uncertainties (Luangkesorn et al. 2016). ML also finds its application in developing local food supply chains ensuring food safety and sustainability in the logistics network (Saetta et al. 2015). Table 14 lists the significant ML algorithms used in the distribution phase of the ASC.

Table 14: ML algorithms for distribution management

ML Algorithm	Research Studies
Clustering	Ting et al. (2014); Devapriya et al. (2017); Hsiao et al. (2018); Krisztin (2018)
Genetic algorithm	Qiang and Jiuping (2008); Larsen et al. (2010); Dolgui et al. (2018); Govindan et al. (2014); Nakandala et al. (2016); Madani et al. (2018); Buelvas Padilla et al. (2018); Hsiao et al. (2018); Ma and Wang, (2019).
Regression	Ting et al. (2014); Saetta et al. (2015); Krisztin (2018)

4.4.2 Consumer Analytics

ML techniques such as deep learning and ANN are used in the food retailing phase for predicting consumer demand, perception, and buying behavior (Ribeiro et al. 2018). Vlontzos and Pardalos (2017) highlight the application of ML techniques such as ANN, Decision tree, k-means type algorithms, genetic algorithm, nearest neighbor method, and rule induction in food retail with a focus on attracting customers attention. Singh et al. (2017) deployed a big data analytics-based approach of text mining (Jinbo et al. 2018) using SVM and hierarchical sampling with multi-scale bootstrap resampling for effective supply chain planning in retailing. Their study highlighted how decision-makers in the supply chain management could be informed about customer feedback based on sentiment analysis from social media platforms and help in developing a customer-centric retail supply chain. Maleki and Cruz-Machado (2015) highlighted the usage of Bayesian networks and ANNs for integrating customer-centric practices and customer values in food retail. Bayesian network was found to be useful in predicting the consumers buying behavior of different food products (Cene and Karaman, 2015; Chen et al. 2015; Borimnejad and Eshraghi Samani 2016; Fiore et al. (2017) and performing the quality checks of the retail food items (Santos-Fernández et al. 2017). Lilavanichakul et al. (2018) identified factors influencing consumers purchasing behavior for imported ready to eat foods based on ANNs and logistic regression techniques. Non-linear demand forecasting techniques were found to be more productive and accurate in forecasting the customer demand for different food products (da Veiga et al. 2016; Puchalsky et al. 2018). Table 15 lists the studies on customer analytics using ML algorithms.

Table 15: ML algorithms for consumer analysis

ML Algorithm	Research Studies
ANN	Lilavanichakul et al. (2018)
Bayesian network	Corney (2002); Cene and Karaman (2015); Maleki and Cruz-Machado (2015); Pourmoayed et al. (2016); Santos-Fernández et al. (2017); Song et al. (2018)
Clustering	Corney (2002); Chen et al. (2015)
Decision tree	Corney (2002)
Ensemble learning	Corney (2002)
Regression	Lilavanichakul et al. (2018)
SVM	Fiore et al. (2017)

4.4.3 Inventory management

Inventory is an essential driver of cost as it utilizes storage space and ties up capital (Hofmann and Rutschmann, 2018). Maintaining limited stock or out of stock conditions lead to negative consequences such as reduced customer demand and loss in revenues. The availability of a product drives customer satisfaction and leads to profitability (Hanson et al. 2015). ML algorithms help in predicting daily demand and ensure that there are no inventory-related problems. Table 16 lists the ML algorithms used for inventory management in the ASCs. Table 16 lists the studies using ML in ASC.

Table 16: ML algorithms for inventory management

ML Algorithm	Research Studies
Genetic algorithm	Dolgui et al. (2018); Hui et al. (2016); Kumar et al. (2016); Li et al. (2016); Piramuthu and Zhou (2013); Nakandala et al. (2016); Rabbani et al. (2016); Sazvar et al. (2016); Shukla and Jharkharia (2013)

5 Proposed framework and implications

5.1 ML-ASC Performance Framework

The review findings indicate that ML has a vast potential for applications in the different ASC phases. The data generated from different sources in the ASC is used for making predictions and classification using different ML algorithms. The findings indicate that ML-driven technologies support improving the overall efficiency of ASC and address the various challenges faced by the industry, such as crop yield, soil health, and disease management. The potential benefits lead to an improvement in the ROI for all farms and minimize their losses. We use the findings from the literature to develop an ML-ASC performance application framework that can be used by the practitioners.

The proposed framework in Figure 9 has three main components, the ASC phases, ML algorithms, and ASC performance.

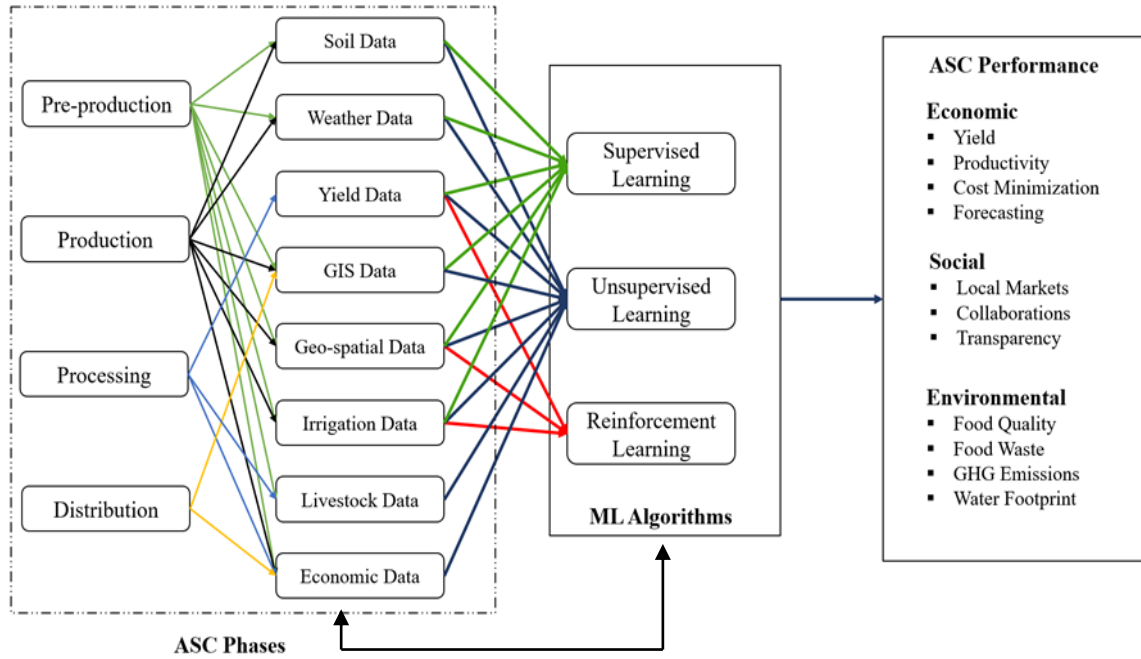


Figure 9: A ML- ASC performance framework

5.1.1 ASC phase

The first component in this framework is represented by the different ASC phases that include pre-production, production, processing, and distribution. A considerable amount of data gets generated with the implementation of emerging technologies that need to be analyzed for gaining more in-depth insights. The study reveals that the data on soil, climate, yield, spatial, irrigation, etc., are analyzed using different ML algorithms for improved decision making. For example, it is observed that soil, weather, GIS, geospatial, irrigation, and livestock data are used for decision making in the pre-production stage. Likewise, these data are also used for decision-making in the production phase. The data generated in different phases of ASC is enhanced by specificity and situation awareness and is triggered by real-time events supporting agile field operations and includes intelligent assistance in implementation, maintenance and use of the technology. Our framework suggests that the focus of the ASC should be on implementing and using appropriate technology to generate the data. The literature has identified various technologies that promise huge potential in improving ASC performance. IoT platform combined with drone and sensor technologies is considered to be a promising data analytic technology for realizing high levels of operational control in the farms (Porter and Heppelmann, 2015). IoT is a powerful driver that can transform traditional farming practices into smart webs of connected objects that are context-sensitive and can be identified, sensed and controlled remotely. Drones have massive potential in effectively sensing and monitoring crops and livestock management. Sensors and actuators support a better understanding of the specific farming conditions that include weather and environmental conditions, livestock management, pest management, weed control, and disease detection in plants.

5.1.2 *Machine learning algorithms*

The second component in the framework is the ML algorithms that are used in different ASC phases. The study has found that supervised, unsupervised, and reinforcement learning techniques are used with specific objectives of improving ASC performance. Our framework suggests that the ASC phase and ML algorithms have a feedback loop that focuses on developing ML capability to extract maximum information from the data using appropriate ML algorithms. While it also suggests the best outcome from the ML-based analysis at different phases that would be used in ASC performance.

5.1.3 *Sustainable ASC performance*

The review findings reveal that the purpose of analyzing agriculture data using ML algorithms is to develop efficient ASCs. It was interesting to find that the ASC used ML not only to achieve economic benefits but also to achieve improved environmental and social performance. The discussions in section 4 have identified the contribution of ML-enabled ASCs in achieving sustainable goals in different phases. In the pre-production phase, the ability to forecast timely rainfall using ML algorithms support to formulate effective water planning and resource management decisions (Ali et al., 2018a). The intelligent models can help in predicting accurate weather forecasts and thereby supports decision-making about flooding, crop sowing patterns, harvesting, and effective management of water resources (Terêncio et al. 2018). Efficient irrigation management enhances sustainable environmental performance and thereby enhances yield and productivity. Accurate predictions using ML algorithms are found to mitigate water-related disasters such as droughts and floods and reduce potential impacts on infrastructure and economy (Ali et al. 2018b). The literature in the production phase indicated that the site-specific and optimized nutrient management using ML algorithms ensure accurate crop yield and productivity (Chlingaryan et al. 2018). The use of remote sensing systems and ML algorithms have a positive impact on the yield production and nitrogen management while reducing operating costs and environmental impact. ML algorithms lead to the efficient management of resources and maximize technological investments by limiting and predicting hardware failures and replacements, reduce food losses, and optimize irrigation and sowing patterns (Balducci et al. 2018). In the processing phase, ML algorithms are used for reduced GHG emissions, improving environmental quality (Chandrasekaran and Ranganathan, 2017; Nabavi-Pelesaraei et al. 2016; Mousavi-Avval et al. 2017). Improved environmental quality reduces poverty, enhances economic growth while improving people's health (Bhateja et al. 2011). The reduced post-harvest losses (PHL) by using appropriate ML algorithms reduce environmental damage, enhance food safety, and thereby enhance social sustainability through active local market development by meeting customer and market demands (Syahrudin and Kalchschmidt, 2011). Murthy et al. (2007) indicated that if the

PHL losses are minimized, the prices of agricultural commodities will reduce drastically. In the distribution phase, the use of ML has resulted in improved social and economic sustainable performance through enhanced food safety, quality, economic savings, and customer satisfaction (Buelvas Padilla et al., 2018; Govindan et al. 2014). The use of ANNs in demand forecasting leading to economic savings and enhanced customer satisfaction (de Vaiga et al., 2016). Similarly, the optimized vehicle routing and fleet management contribute to fuel savings enhancing environmental and economic performance in last-mile delivery (Wang et al. 2018; Dolgui et al. 2018; Hsiao et al. 2018; Hui et al. 2016).

The above discussions drive us to include sustainable ASC performance as the third significant component of the proposed ML-ASC performance framework. The sustainable ASC is proposed to address the three dimensions of sustainability, namely: Economical, Social, and Environmental (Elkington, 1998).

5.2 Implications of the study

5.2.1 Implications for Practitioners

The congregating need for a transparent, efficient, and sustainable supply chain is driving the digital transformation in ASC. The practitioners are therefore required to assess their present position, while the emerging technologies are disrupting their industry. The study reveals enormous benefits to the ASC that have developed the ML capability implying that the adoption of ML in decision making is a must. With the increasing demand for food and decreasing interest of farmers in agriculture occupation, there is a need for a massive increase in farm productivity fulfilling the ecological and social requirements. The review suggests that the ML applications can be extended to different phases of ASC to create an intelligent web of interoperable entities, which will help to control and monitor all the agricultural processes. The analysis of data collected from sensors (Kale and Sonavane, 2018; Goap et al. 2018; Liakos et al. 2018) and drones (Fernández et al. 2018; Rehman et al. 2019; Rico-Fernández et al. 2019) deliver insights that enhances farm productivity and farmers profitability. It is, therefore, evident that the practitioners will have to plan new investments in emerging technologies to solve the social and environmental problems, simultaneously increasing efficiency. Apart from the sustainability benefits, the ML applications also contribute to improving supply chain visibility, transparency, and product traceability. However, this will require the practitioners to explore the possibilities of integrating different sources of ML data with blockchain technology and other technologies (Tian, 2016; Sharma, R. et al. 2018, Kamble et al. 2018).

The ML algorithms can be used for improved product distribution by predicting the delays in outbound and inbound shipments, optimized vehicle routing, and improved fleet management. The use of ML will ensure real-time tracking of products enabling product traceability, monitoring the

food safety norms, and quick response product recalls in case of contamination or identification of fake products. For the practitioners in the processing phase, the ML applications hold tremendous potential for transforming the production systems into data-driven smart manufacturing systems. The IoT and cyber-physical systems will transform the manufacturing processes into autonomously connected objects with embedded intelligence. The ML algorithms increase the likelihood of early detection of food safety-related issues. ML algorithms based on simulation technologies are found to support early mitigation of risks in ASCs. It is therefore implied that the practitioners should invest in sensor technologies for monitoring the real-time processing activities, ensuring machine interoperability, and real-time decision making.

The review finds that the ML algorithms have contributed to developing new servitization models to serve the customers efficiently (Helo et al. 2017). The practitioners will be required to deploy IoT and other smart devices for providing data access to the customers, as well as capturing data from them. This will provide customers with the ability to trace the products back to their origin, enhancing their experience. The information on customer buying behavior will help the practitioners to predict the customer preferences and needs improving their product development performance. The practitioners can use ML for predicting the demand based on previous buying patterns. This, in turn, will also improve their supplier relationships, reducing the supplier-related delays and inventory forecast accuracy. ML algorithms will facilitate the optimal usage and utilization of resources throughout the ASC, ushering a new dimension of symbiosis in this sector. Collaboration between various ASC organizations will accelerate effective waste management and disposal solutions. The machine vision applications combined with ML algorithms can be beneficial in predicting plant stress conditions, which will help in taking proactive decisions on the target plants without harming other plants in the vicinity. This will help in the optimal use of resources such as fertilizers, water, pesticides, and weedicides.

Despite the benefits associated with the use of ML in ASCs, the practitioners will be required to address a few challenges (technical and non-technical) for the successful adoption of ML. Overcoming these challenges will accelerate new technological developments and value creation for the stakeholders. Most predominant technical challenges that need to be addressed by the practitioners include the following;

- *Data security*: Issues related to data access, data storage, data ownership, and use of data.
- *Infrastructure*: In developing economies, internet connectivity is a significant barrier preventing technology adoption and penetration. The deployment of smart devices will involve significant investments and time before connectivity issues are resolved.
- *Standardization of data*: The data gets generated from different ASC phases leading to the issues related to data standardization. This will require to have a robust sensor network and effective data conversion and standardization techniques.

- *Device interoperability*: Device interoperability will be a significant technical barrier that would be needed to overcome for ensuring the penetration of ML techniques.

The non-technical barriers include lack of policy regulations on the use of data, the involvement of different stakeholders, and information sharing practices. Further, there is a shortage of human resources with analytical skills that may affect the adoption of ML applications. Therefore, it is required to develop capacity building programs for enhancing the skill set of the farmers and other stakeholders in the ASCs.

5.2.2 Implications for Researchers

Based on the discussions in this study, we present the following broad areas needing further investigation from researchers.

- i. The study focuses on ML applications in analyzing the data, and less attention is paid on how the data from different innovative technologies is captured, stored, analyzed, and shared across the different phases in ASC. More research is required in this direction.
- ii. The findings indicate that ML helps to enhance ASC visibility. However, it would be interesting to know the impact of such influence. The future studies should aim at measuring the impact of ML on ASC and provide specific guidelines on how the ASCs should deploy ML for enhanced supply chain visibility. The ML-ASC performance framework proposed in the study may be used as a guiding framework for such studies.
- iii. The future studies should focus on how ML can transform the existing production systems into data-driven smart manufacturing systems?
- iv. The future studies should aim at developing focused customer frameworks, which should capture insights on customer buying behavior.
- v. More studies on how ML algorithms can contribute towards facilitating the optimal use and utilization of resources throughout the ASC is required to be conducted.
- vi. Studies on identifying the relationships between the various barriers for implementing ML in ASCs are required. The identification of the driving and dependence barriers will help in expediting the ML implementation.
- vii. Future studies may focus on comparing the performance of different ML algorithms. For example, a comparative study to test the performance of regression analysis and ANN may be performed in predicting the moisture content in the soil.

5.2.3 Implications for policymakers

There is a lot of expectations from the local government by the ASC members. Considering the high cost of investment in digital technologies and developing ML capabilities, the policymakers are expected to subsidize investments in digital technologies and make it more affordable so that it can be used widely. In the emerging markets, there exists a considerable gap between the available

resources and education. Many farmers do not have access to the internet, mobile phones and training on the new technologies and data interpretation. Advisories are required to be developed to assist the farmers in understanding the information and recommend suitable mechanisms to improve farm productivity. It is therefore implied that the policymakers should plan to connect the farmers in the rural areas and work with governments and technology companies for pulling costs of data collection equipment and software. There is also the need to provide extensive and advanced education, which revolves around utilizing these farming measures globally.

6 Summary

The present study is based on an SLR to investigate the current state of research on machine learning (ML) applications in ASC. The SLR was performed on 93 research articles, which were categorized using different ML algorithms across different ASC phases. The study finds that all three ML algorithms, that is, supervised, unsupervised, and reinforcement learning is used to develop sustainable ASCs. The main contribution of the study is the ML-ASC performance application framework (as shown in Figure 9) that will further guide academics and practitioners to understand the current state of literature in this field. The study reveals considerable benefits to the ASC that have developed the ML capability, implying that the adoption of ML in decision making is beneficial. Considering the high cost of investment in digital technologies and developing ML capabilities, the policymakers are expected to subsidize investments in digital technologies and make it more affordable so that it can be used widely.

As with any research, our study also has few limitations. ISI Web of Science was used as the database for searching the papers for conducting the SLR. We might likely have missed a few important research papers that are not included in the ISI Web of Science database. The SLR covers a timeframe of 19 years, i.e., 2000-2019. The list of research studies selected is comprehensive as they are selected from refereed journals, although not exhaustive. Future studies can therefore include other databases beyond ISI Web of Science. The framework presented in this study is based on the findings from the review of literature which has not been tested empirically. Hence future studies may be conducted to validate this framework empirically. Moreover, future studies can also explore the extent of the ML application to ASCs in different regions across the world and provide a comparative assessment.

References

- Abbal, P., Sablayrolles, J.M., Matzner-Lober, É., Boursiquot, J.M., Baudrit, C. and Carbonneau, A., 2016. A decision support system for vine growers based on a Bayesian network. *Journal of agricultural, biological, and environmental statistics*, 21(1), pp.131-151.
- Abdullahi, H.S., Mahieddine, F. and Sheriff, R.E., 2015, July. Technology impact on agricultural productivity: A review of precision agriculture using unmanned aerial vehicles. In *International Conference on Wireless and Satellite Systems* (pp. 388-400). Springer, Cham.
- Accorsi, R., Cholette, S., Manzini, R. and Tufano, A., 2018. A hierarchical data architecture for sustainable food supply chain management and planning. *Journal of Cleaner Production*, 203, pp.1039-1054.
- Adnan, N., Nordin, S. M., Rahman, I., & Noor, A. (2018). The effects of knowledge transfer on farmers decision making toward sustainable agriculture practices: In view of green fertilizer technology. *World Journal of Science, Technology and Sustainable Development*, 15(1), 98-115.
- Ahn, H.S., Dayoub, F., Popovic, M., MacDonald, B., Siegwart, R. and Sa, I., 2018. An Overview of Perception Methods for Horticultural Robots: From Pollination to Harvest. arXiv preprint arXiv:1807.03124.
- Ahumada, O. and Villalobos, J.R., 2009. Application of planning models in the agri-food supply chain: A review. *European journal of Operational research*, 196(1), pp.1-20.
- Akhtar, P., Tse, Y.K., Khan, Z. and Rao-Nicholson, R., 2016. Data-driven and adaptive leadership contributing to sustainability: Global agri-food supply chains connected with emerging markets. *International Journal of Production Economics*, 181, pp.392-401.
- Al-Hiary, H., Bani-Ahmad, S., Reyalat, M., Braik, M. and ALRahamneh, Z., 2011. Fast and accurate detection and classification of plant diseases. *Machine learning*, 14(5).
- Ali, M., Deo, R.C., Downs, N.J. and Maraseni, T., 2018a. Multi-stage hybridized online sequential extreme learning machine integrated with Markov Chain Monte Carlo copula-Bat algorithm for rainfall forecasting. *Atmospheric research*, 213, pp.450-464.
- Ali, M., Deo, R.C., Downs, N.J. and Maraseni, T., 2018b. Multi-stage committee based extreme learning machine model incorporating the influence of climate parameters and seasonality on drought forecasting. *Computers and Electronics in Agriculture*, 152, pp.149-165.
- Al-Jarrah, O.Y., Yoo, P.D., Muhaidat, S., Karagiannidis, G.K. and Taha, K., 2015. Efficient machine learning for big data: A review. *Big Data Research*, 2(3), pp.87-93.
- Aramyan, L., Ondersteijn, C., Kooten, O. and Oude Lansink, A., 2006. Performance indicators in agri-food production chains. *Quantifying the agri-food supply chain*, pp.49-66.
- Araque, O., Corcuera-Platas, I., Sanchez-Rada, J.F. and Iglesias, C.A., 2017. Enhancing deep learning sentiment analysis with ensemble techniques in social applications. *Expert Systems with Applications*, 77, pp.236-246.
- Armstrong, D., A. Gosling, J. Weinman, T. Marteau, The place of inter-rater reliability in qualitative research: an empirical study, *Sociology* 31 (3) (1997) 597–606.
- Augustin, M.A., Riley, M., Stockmann, R., Bennett, L., Kahl, A., Lockett, T., Osmond, M., Sanguansri, P., Stonehouse, W., Zajac, I. and Cobiac, L., 2016. Role of food processing in food and nutrition security. *Trends in Food Science & Technology*, 56, pp.115-125.
- Azar, A. and Dolatabad, K.M., 2019. A method for modelling operational risk with fuzzy cognitive maps and Bayesian belief networks. *Expert Systems with Applications*, 115, pp.607-617.
- Bakhshipour, A. and Jafari, A., 2018. Evaluation of support vector machine and artificial neural networks in weed detection using shape features. *Computers and Electronics in Agriculture*, 145, pp.153-160.
- Balcombe, K., Bailey, A. and Fraser, I., 2005. Measuring the impact of R&D on productivity from a econometric time series perspective. *Journal of Productivity Analysis*, 24(1), pp.49-72.
- Balducci, F., Impedovo, D. and Pirlo, G., 2018. Machine Learning Applications on Agricultural Datasets for Smart Farm Enhancement. *Machines*, 6(3), p.38.

- Baryannis, G., Validi, S., Dani, S. and Antoniou, G., 2019. Supply chain risk management and artificial intelligence: state of the art and future research directions. *International Journal of Production Research*, 57(7), pp.2179-2202.
- Behmann, J., Mahlein, A.K., Rumpf, T., Römer, C. and Plümer, L., 2015. A review of advanced machine learning methods for the detection of biotic stress in precision crop protection. *Precision Agriculture*, 16(3), pp.239-260.
- Belayneh, A. and Adamowski, J., 2013. Drought forecasting using new machine learning methods. *Journal of Water and Land Development*, 18(9), pp.3-12.
- Bendre, M.R., Thool, R.C. and Thool, V.R., 2016. Big data in precision agriculture through ICT: Rainfall prediction using neural network approach. In *Proceedings of the International Congress on Information and Communication Technology* (pp. 165-175). Springer, Singapore.
- Béné, C., Barange, M., Subasinghe, R., Pinstrip-Andersen, P., Merino, G., Hemre, G.I. and Williams, M., 2015. Feeding 9 billion by 2050—Putting fish back on the menu. *Food Security*, 7(2), pp.261-274.
- Berckmans, D. and Guarino, M., 2017. Precision livestock farming for the global livestock sector. *Animal Frontiers*, 7(1), pp.4-5.
- Bhateja, A. K. Babbar, R. , Singh, S. and Sachdeva, A. 2011. Study of green supply chain management in the Indian manufacturing industries: a literature review cum an analytical approach for the measurement of performance. *International Journal of Computational Engineering and Management*, Vol. 13 No. 3, pp. 84-98.
- Bhatt, R., Kukal, S.S., Busari, M.A., Arora, S. and Yadav, M., 2016. Sustainability issues on rice–wheat cropping system. *International Soil and Water Conservation Research*, 4(1), pp.64-74.
- Binch, A. and Fox, C.W., 2017. Controlled comparison of machine vision algorithms for Rumex and Urtica detection in grassland. *Computers and Electronics in Agriculture*, 140, pp.123-138.
- Borimnejad, V. and Eshraghi Samani, R., 2016. Modeling consumer’s behavior for packed vegetable in “Mayadin management organization of Tehran” using artificial neural network. *Cogent Business & Management*, 3(1), p.1208898.
- Borodin, V., Bourtembourg, J., Hnaien, F. and Labadie, N., 2016. Handling uncertainty in agricultural supply chain management: A state of the art. *European Journal of Operational Research*, 254(2), pp.348-359.
- Borodin, V., Bourtembourg, J., Hnaien, F. and Labadie, N., 2016. Handling uncertainty in agricultural supply chain management: A state of the art. *European Journal of Operational Research*, 254(2), pp.348-359.
- Buelvas Padilla, M.P., Nisperuza Canabal, P.A., López Pereira, J.M. and Hernández Riaño, H.E., 2018. Vehicle routing problem for the minimization of perishable food damage considering road conditions. *Logistics Research*, 11(2), pp.1-18.
- Campbell, B.M., Vermeulen, S.J., Aggarwal, P.K., Corner-Dolloff, C., Girvetz, E., Loboguerrero, A.M., Ramirez-Villegas, J., Rosenstock, T., Sebastian, L., Thornton, P.K. and Wollenberg, E., 2016. Reducing risks to food security from climate change. *Global Food Security*, 11, pp.34-43.
- Cappato, L.P., Ferreira, M.V.S., Guimaraes, J.T., Portela, J.B., Costa, A.L.R., Freitas, M.Q., Cunha, R.L., Oliveira, C.A.F., Mercali, G.D., Marzack, L.D.F. and Cruz, A.G., 2017. Ohmic heating in dairy processing: Relevant aspects for safety and quality. *Trends in Food Science & Technology*, 62, pp.104-112.
- Carolan, M., 2017. Publicising food: big data, precision agriculture, and co-experimental techniques of addition. *Sociologia Ruralis*, 57(2), pp.135-154.
- Carter, C.R. and Rogers, D.S., 2008. A framework of sustainable supply chain management: moving toward new theory. *International journal of physical distribution & logistics management*, 38(5), pp.360-387.
- Cene, E. and Karaman, F., 2015. Analysing organic food buyers' perceptions with bayesian networks: A case study in turkey. *Journal of Applied Statistics*, 42(7), pp.1572-1590.

- Ceruti, A., Marzocca, P., Liverani, A. and Bil, C., 2019. Maintenance in Aeronautics in an Industry 4.0 Context: The Role of Augmented Reality and Additive Manufacturing. *Journal of Computational Design and Engineering*.
- Chabbi, A., Lehmann, J., Ciais, P., Loescher, H.W., Cotrufo, M.F., Don, A., SanClements, M., Schipper, L., Six, J., Smith, P. and Rumpel, C., 2017. Aligning agriculture and climate policy. *Nature Climate Change*, 7(5), p.307.
- Chandrasekaran, M. and Ranganathan, R., 2017. Modelling and optimisation of Indian traditional agriculture supply chain to reduce post-harvest loss and CO2 emission. *Industrial Management & Data Systems*, 117(9), pp.1817-1841.
- Chase, C., 2014. Intermittent Demand Forecasting and Multi-tiered Causal Analysis. *Manufacturing and Supply Chain Global Practice*.
- Chen, N.H., Lee, C.H. and Huang, C.T., 2015. Why buy organic rice? genetic algorithm-based fuzzy association mining rules for means-end chain data. *International journal of consumer studies*, 39(6), pp.692-707.
- Cheng, L., Sun, D.W., Zhu, Z. and Zhang, Z., 2017. Emerging techniques for assisting and accelerating food freezing processes: A review of recent research progresses. *Critical reviews in food science and nutrition*, 57(4), pp.769-781.
- Chlingaryan, A., Sukkarieh, S. and Whelan, B., 2018. Machine learning approaches for crop yield prediction and nitrogen status estimation in precision agriculture: A review. *Computers and Electronics in Agriculture*, 151, pp.61-69.
- Choi, T.M., Wallace, S.W. and Wang, Y., 2018. Big data analytics in operations management. *Production and Operations Management*, 27(10), pp.1868-1883.
- Christopher, M., 2005. *Logistics and Supply Chain Management*. Prentice Hall, London
- Cobuloglu, H.I. and Büyüktaktakın, İ.E., 2015. A stochastic multi-criteria decision analysis for sustainable biomass crop selection. *Expert Systems with Applications*, 42(15-16), pp.6065-6074.
- Codex Alimentarius, Understanding Codex. FAO, Rome, 2016. <http://www.fao.org/3/a-i5667e.pdf>. Accessed on 25th January 2019.
- Colaço, A.F. and Bramley, R.G.V., 2018. Do crop sensors promote improved nitrogen management in grain crops?. *Field Crops Research*, 218, pp.126-140.
- Coopersmith, E.J., Minsker, B.S., Wenzel, C.E. and Gilmore, B.J., 2014. Machine learning assessments of soil drying for agricultural planning. *Computers and electronics in agriculture*, 104, pp.93-104.
- Corney, D., 2002. Food bytes: intelligent systems in the food industry. *British Food Journal*, 104(10), pp.787-805.
- Corrado, S., Castellani, V., Zampori, L. and Sala, S., 2018. Systematic analysis of secondary life cycle inventories when modelling agricultural production: A case study for arable crops. *Journal of cleaner production*, 172, pp.3990-4000.
- Cramer, S., Kampouridis, M., Freitas, A.A. and Alexandridis, A.K., 2017. An extensive evaluation of seven machine learning methods for rainfall prediction in weather derivatives. *Expert Systems with Applications*, 85, pp.169-181.
- Crane-Droesch, A., 2018. Machine learning methods for crop yield prediction and climate change impact assessment in agriculture. *Environmental Research Letters*, 13(11), p.114003.
- da Veiga, C.P., da Veiga, C.R.P., Puchalski, W., dos Santos Coelho, L. and Tortato, U., 2016. Demand forecasting based on natural computing approaches applied to the foodstuff retail segment. *Journal of Retailing and Consumer Services*, 31, pp.174-181.
- Dasgupta, A., 2018. Technological Change and Political Turnover: The Democratizing Effects of the Green Revolution in India. *American Political Science Review*, 112(4), pp.918-938.
- De Steur, H., Wesana, J., Dora, M.K., Pearce, D. and Gellynck, X., 2016. Applying value stream mapping to reduce food losses and wastes in supply chains: A systematic review. *Waste management*, 58, pp.359-368.
- Deininger, K., Monchuk, D., Nagarajan, H.K. and Singh, S.K., 2017. Does land fragmentation increase the cost of cultivation? Evidence from India. *The Journal of Development Studies*, 53(1), pp.82-98.

- Dev, S.M., 2018. Transformation of Indian Agriculture? Growth, Inclusiveness and Sustainability (No. 2018-026). Indira Gandhi Institute of Development Research, Mumbai, India.
- Devalkar, S.K., Seshadri, S., Ghosh, C. and Mathias, A., 2018. Data science applications in Indian agriculture. *Production and Operations Management*.
- Devapriya, P., Ferrell, W. and Geismar, N., 2017. Integrated production and distribution scheduling with a perishable product. *European Journal of Operational Research*, 259(3), pp.906-916.
- Dolgui, A., Tiwari, M.K., Sinjana, Y., Kumar, S.K. and Son, Y.J., 2018. Optimising integrated inventory policy for perishable items in a multi-stage supply chain. *International Journal of Production Research*, 56(1-2), pp.902-925.
- Drury, B., Valverde-Rebaza, J., Moura, M.F. and de Andrade Lopes, A., 2017. A survey of the applications of Bayesian networks in agriculture. *Engineering Applications of Artificial Intelligence*, 65, pp.29-42.
- Du, C.J. and Sun, D.W., 2006. Learning techniques used in computer vision for food quality evaluation: a review. *Journal of food engineering*, 72(1), pp.39-55.
- Dubey, R., Gunasekaran, A., Sushil, & Singh, T. (2015). Building theory of sustainable manufacturing using total interpretive structural modelling. *International Journal of Systems Science: Operations & Logistics*, 2(4), 231-247.
- Duman, G.M., Tozanli, O., Kongar, E. and Gupta, S.M., 2017. A holistic approach for performance evaluation using quantitative and qualitative data: a food industry case study. *Expert systems with applications*, 81, pp.410-422.
- El Bilali, H. and Allahyari, M.S., 2018. Transition towards sustainability in agriculture and food systems: Role of information and communication technologies. *Information Processing in Agriculture*, 5(4), pp.456-464.
- Elavarasan, D., Vincent, D.R., Sharma, V., Zomaya, A.Y. and Srinivasan, K., 2018. Forecasting yield by integrating agrarian factors and machine learning models: A survey. *Computers and Electronics in Agriculture*, 155, pp.257-282.
- Elferink, M. and Schierhorn, F., 2016. Global demand for food is rising. Can we meet it?. *Harvard Business Review*, 7(04), p.2016.
- Elkington, J., 1998. Partnerships from cannibals with forks: The triple bottom line of 21st-century business. *Environmental Quality Management*, 8(1), pp.37-51.
- Espejo-Garcia, B., Martinez-Guanter, J., Pérez-Ruiz, M., Lopez-Pellicer, F.J. and Zarazaga-Soria, F.J., 2018. Machine learning for automatic rule classification of agricultural regulations: A case study in Spain. *Computers and Electronics in Agriculture*, 150, pp.343-352.
- Eyhorn, F., Muller, A., Reganold, J.P., Frison, E., Herren, H.R., Lutikholt, L., Mueller, A., Sanders, J., Scialabba, N.E.H., Seufert, V. and Smith, P., 2019. Sustainability in global agriculture driven by organic farming. *Nature Sustainability*, 2(4), p.253.
- FAO, 2009. Press release, 19 June 2009. <http://www.fao.org/news/story/en/item/20568/icode/>.
- Feng, Q. and Shanthikumar, J.G., 2018. How research in production and operations management may evolve in the era of big data. *Production and Operations Management*, 27(9), pp.1670-1684.
- Fernández, R., Montes, H., Surdilovic, J., Surdilovic, D., Gonzalez-De-Santos, P. and Armada, M., 2018. Automatic Detection of Field-Grown Cucumbers for Robotic Harvesting. *IEEE Access*, 6, pp.35512-35527.
- Fiore, M., Gallo, C., Tsoukatos, E. and La Sala, P., 2017. Predicting consumer healthy choices regarding type 1 wheat flour. *British Food Journal*, 119(11), pp.2388-2405.
- Foley, J.A., DeFries, R., Asner, G.P., Barford, C., Bonan, G., Carpenter, S.R., Chapin, F.S., Coe, M.T., Daily, G.C., Gibbs, H.K. and Helkowski, J.H., 2005. Global consequences of land use. *science*, 309(5734), pp.570-574.
- Fortin, J.G., Anctil, F., Parent, L.É. and Bolinder, M.A., 2011. Site-specific early season potato yield forecast by neural network in Eastern Canada. *Precision agriculture*, 12(6), pp.905-923.
- Fountas, S., Sorensen, C.G., Tsiropoulos, Z., Cavalaris, C., Liakos, V. and Gemtos, T., 2015. Farm machinery management information system. *Computers and Electronics in Agriculture*, 110, pp.131-138.

- Frega, N.G., Loizzo, M.R., Pacetti, D. and Lucci, P., 2016. Canning: Impact on Food Products Quality Attributes. In *Food Processing Technologies* (pp. 41-60). CRC Press.
- García-Alonso, C.R., Torres-Jiménez, M. and Hervás-Martínez, C., 2010. Income prediction in the agrarian sector using product unit neural networks. *European Journal of Operational Research*, 204(2), pp.355-365.
- Gathorne-Hardy, A., Reddy, D.N., Venkatanarayana, M. and Harriss-White, B., 2016. System of Rice Intensification provides environmental and economic gains but at the expense of social sustainability—A multidisciplinary analysis in India. *Agricultural Systems*, 143, pp.159-168.
- Gharaei, A., Hoseini Shekarabi, S. A., & Karimi, M. (2019a). Modelling And optimal lot-sizing of the replenishments in constrained, multi-product and bi-objective EPQ models with defective products: Generalised Cross Decomposition. *International Journal of Systems Science: Operations & Logistics*, 1-13.
- Gharaei, A., Hoseini Shekarabi, S. A., Karimi, M., Pourjavad, E., & Amjadian, A. (2019d). An integrated stochastic EPQ model under quality and green policies: generalised cross decomposition under the separability approach. *International Journal of Systems Science: Operations & Logistics*, 1-13.
- Gharaei, A., Karimi, M., & Hoseini Shekarabi, S. A. (2019b). Joint economic lot-sizing in multi-product multi-level integrated supply chains: generalized benders decomposition. *International Journal of Systems Science: Operations & Logistics*, 1-17.
- Gharaei, A., Karimi, M., & Shekarabi, S. A. H. (2019c). An integrated multi-product, multi-buyer supply chain under penalty, green, and quality control polices and a vendor managed inventory with consignment stock agreement: The outer approximation with equality relaxation and augmented penalty algorithm. *Applied Mathematical Modelling*, 69, 223-254.
- Giri, B. C., & Bardhan, S. (2014). Coordinating a supply chain with backup supplier through buyback contract under supply disruption and uncertain demand. *International Journal of Systems Science: Operations & Logistics*, 1(4), 193-204.
- Giri, B. C., & Masanta, M. (2018). Developing a closed-loop supply chain model with price and quality dependent demand and learning in production in a stochastic environment. *International Journal of Systems Science: Operations & Logistics*, 1-17.
- Giri, C., Jain, S., Zeng, X. and Bruniaux, P., 2019. A Detailed Review of Artificial Intelligence Applied in the Fashion and Apparel Industry. *IEEE Access*, 7, pp.95364-95384.
- Goap, A., Sharma, D., Shukla, A.K. and Krishna, C.R., 2018. An IoT based smart irrigation management system using Machine learning and open source technologies. *Computers and Electronics in Agriculture*, 155, pp.41-49.
- Godfray, H.C.J., and T. Garnett. 2014. Food security and sustainable intensification. *Philosophical Transactions of the Royal Society B* 369: 20120273. doi:10.1098/rstb.2012.0273.
- Goldstein, A., Fink, L., Meitin, A., Bohadana, S., Lutenberg, O. and Ravid, G., 2018. Applying machine learning on sensor data for irrigation recommendations: revealing the agronomist's tacit knowledge. *Precision Agriculture*, 19(3), pp.421-444.
- González Sánchez, A., Frausto Solís, J. and Ojeda Bustamante, W., 2014. *Predictive ability of machine learning methods for massive crop yield prediction*.
- Goodfellow, I., Bengio, Y., Courville, A. and Bengio, Y., 2016. *Deep learning (Vol. 1)*. Cambridge: MIT press.
- Govindan, K., Jafarian, A., Khodaverdi, R. and Devika, K., 2014. Two-echelon multiple-vehicle location–routing problem with time windows for optimization of sustainable supply chain network of perishable food. *International Journal of Production Economics*, 152, pp.9-28.
- Haghverdi, A., Washington-Allen, R.A. and Leib, B.G., 2018. Prediction of cotton lint yield from phenology of crop indices using artificial neural networks. *Computers and Electronics in Agriculture*, 152, pp.186-197.
- Hallau, L., Neumann, M., Klatt, B., Kleinhenz, B., Klein, T., Kuhn, C., Röhrig, M., Bauckhage, C., Kersting, K., Mahlein, A.K. and Steiner, U., 2018. Automated identification of sugar beet diseases using smartphones. *Plant Pathology*, 67(2), pp.399-410.

- Hanson, B.B., Hodgson, T.J., Kay, M.G., King, R.E. and Thoney-Barletta, K.A., 2015. On the economic lot scheduling problem: stock-out prevention and system feasibility. *International Journal of Production Research*, 53(16), pp.4903-4916.
- Hao, Y., Helo, P., & Shamsuzzoha, A. (2018). Virtual factory system design and implementation: integrated sustainable manufacturing. *International Journal of Systems Science: Operations & Logistics*, 5(2), 116-132.
- Hashem, I.A.T., Yaqoob, I., Anuar, N.B., Mokhtar, S., Gani, A., Ullah Khan, S., 2015. The rise of “Big Data” on cloud computing: Review and open research issues. *Inf. Syst.* 47,98–115.
- Heldman, D.R., Lund, D.B. and Sabliov, C. eds., 2018. *Handbook of food engineering*. CRC press.
- Hofmann, E. and Rutschmann, E., 2018. Big data analytics and demand forecasting in supply chains: a conceptual analysis. *International Journal of Logistics Management, The*, (just-accepted), pp.00-00.
- Hoseini Shekarabi, S. A., Gharaei, A., & Karimi, M. (2019). Modelling and optimal lot-sizing of integrated multi-level multi-wholesaler supply chains under the shortage and limited warehouse space: generalised outer approximation. *International Journal of Systems Science: Operations & Logistics*, 6(3), 237-257.
- Hsiao, Y.H., Chen, M.C., Lu, K.Y. and Chin, C.L., 2018. Last-mile distribution planning for fruit-and-vegetable cold chains. *The International Journal of Logistics Management*.
- Huang, G.B., Zhou, H., Ding, X. and Zhang, R., 2012. Extreme learning machine for regression and multiclass classification. *IEEE Transactions on Systems, Man, and Cybernetics, Part B (Cybernetics)*, 42(2), pp.513-529.
- Hubeau, M., Marchand, F. and Van Huylbroeck, G., 2017. Sustainability experiments in the agri-food system: uncovering the factors of new governance and collaboration success. *Sustainability*, 9(6), p.1027.
- Hui, Y.Y., Choy, K.L., Ho, G.T.S., Leung, K.H. and Lam, H.Y., 2016. A cloud-based location assignment system for packaged food allocation in e-fulfillment warehouse. *International Journal of Engineering Business Management*, 8, p.1847979016684832.
- Im, J., Park, S., Rhee, J., Baik, J. and Choi, M., 2016. Downscaling of AMSR-E soil moisture with MODIS products using machine learning approaches. *Environmental Earth Sciences*, 75(15), p.1120.
- Jana, R.K., Sharma, D.K. and Chakraborty, B., 2016. A hybrid probabilistic fuzzy goal programming approach for agricultural decision-making. *International Journal of Production Economics*, 173, pp.134-141.
- Jinbo, C., Yu, Z. and Lam, A., 2018. Research on Monitoring Platform of Agricultural Product Circulation Efficiency Supported by Cloud Computing. *Wireless Personal Communications*, pp.1-15.
- Jinglei, T., Ronghui, M., Zhiyong, Z., Jing, X., Dong, W., 2017. Distance-based separability criterion of ROI in classification of farmland hyper-spectral images. *Int. J. Agric. Biol. Eng.* 10, 177–185
- Jordan, M.I. and Mitchell, T.M., 2015. Machine learning: Trends, perspectives, and prospects. *Science*, 349(6245), pp.255-260.
- Kale, A.P. and Sonavane, S.P., 2018. IoT based Smart Farming: Feature subset selection for optimized high-dimensional data using improved GA based approach for ELM. *Computers and Electronics in Agriculture*.
- Kamble, S.S., Gunasekaran, A. and Gawankar, S.A., 2018. Sustainable Industry 4.0 framework: A systematic literature review identifying the current trends and future perspectives. *Process Safety and Environmental Protection*, 117, pp.408-425.
- Kamble, S.S., Gunasekaran, A. and Sharma, R., 2019b. Modeling the blockchain enabled traceability in agriculture supply chain. *International Journal of Information Management*. <https://doi.org/10.1016/j.ijinfomgt.2019.05.023>
- Kamble, S.S., Gunasekaran, A., Parekh, H. and Joshi, S., 2019c. Modeling the internet of things adoption barriers in food retail supply chains. *Journal of Retailing and Consumer Services*, 48, pp.154-168.
- Kamilaris, A. and Prenafeta-Boldú, F.X., 2018. Deep learning in agriculture: A survey. *Computers and Electronics in Agriculture*, 147, pp.70-90.

- Kamilaris, A., Kartakoullis, A. and Prenafeta-Boldú, F.X., 2017. A review on the practice of big data analysis in agriculture. *Computers and Electronics in Agriculture*, 143, pp.23-37.
- Kaneda, Y., Shibata, S. and Mineno, H., 2017. Multi-modal sliding window-based support vector regression for predicting plant water stress. *Knowledge-Based Systems*, 134, pp.135-148.
- Karlovsky, P., Suman, M., Berthiller, F., De Meester, J., Eisenbrand, G., Perrin, I., Oswald, I.P., Speijers, G., Chiodini, A., Recker, T. and Dussort, P., 2016. Impact of food processing and detoxification treatments on mycotoxin contamination. *Mycotoxin Research*, 32(4), pp.179-205.
- Kazemi, N., Abdul-Rashid, S. H., Ghazilla, R. A. R., Shekarian, E., & Zanoni, S. (2018). Economic order quantity models for items with imperfect quality and emission considerations. *International Journal of Systems Science: Operations & Logistics*, 5(2), 99-115.
- Kazemi, Y., 2019. AI, Big Data & Advanced Analytics In The Supply Chain. Available at : <https://www.forbes.com/sites/yasamankazemi/2019/01/29/ai-big-data-advanced-analytics-in-the-supply-chain/#75db62f4244f>
- Kesavan, P.C. and Swaminathan, M.S., 2017. The Transition from Green to Evergreen Revolution. In *Sustainable Development of Organic Agriculture* (pp. 91-100). Apple Academic Press.
- Khalil, A., McKee, M., Kemblowski, M. and Asefa, T., 2005. Sparse Bayesian learning machine for real-time management of reservoir releases. *Water Resources Research*, 41(11).
- Khanal, S., Fulton, J., Klopfenstein, A., Douridas, N. and Shearer, S., 2018. Integration of high resolution remotely sensed data and machine learning techniques for spatial prediction of soil properties and corn yield. *Computers and Electronics in Agriculture*, 153, pp.213-225.
- Khoshnevisan, B., Bolandnazar, E., Shamshirband, S., Shariati, H.M., Anuar, N.B. and Kiah, M.L.M., 2015. Decreasing environmental impacts of cropping systems using life cycle assessment (LCA) and multi-objective genetic algorithm. *Journal of Cleaner Production*, 86, pp.67-77.
- Kim, K.H., Kabir, E. and Jahan, S.A., 2017. Exposure to pesticides and the associated human health effects. *Science of the Total Environment*, 575, pp.525-535.
- Konovalenko, I. and Ludwig, A., 2019. Event processing in supply chain management–The status quo and research outlook. *Computers in Industry*, 105, pp.229-249.
- Kouadio, L., Deo, R.C., Byrareddy, V., Adamowski, J.F., Mushtaq, S. and Nguyen, V.P., 2018. Artificial intelligence approach for the prediction of Robusta coffee yield using soil fertility properties. *Computers and Electronics in Agriculture*, 155, pp.324-338.
- Krisztin, T., 2018. Semi-parametric spatial autoregressive models in freight generation modeling. *Transportation Research Part E: Logistics and Transportation Review*, 114, pp.121-143.
- Kumar, C., Joardder, M.U.H., Farrell, T.W., Millar, G.J. and Karim, M.A., 2016. Mathematical model for intermittent microwave convective drying of food materials. *Drying Technology*, 34(8), pp.962-973.
- Kumar, R., Singh, M.P., Kumar, P. and Singh, J.P., 2015, May. Crop Selection Method to maximize crop yield rate using machine learning technique. In *Smart Technologies and Management for Computing, Communication, Controls, Energy and Materials (ICSTM), 2015 International Conference on* (pp. 138-145). IEEE.
- Kumar, S. and Kumar, N., 2016. An inventory model for deteriorating items under inflation and permissible delay in payments by genetic algorithm. *Cogent Business & Management*, 3(1), p.1239605.
- Kummu, M., De Moel, H., Porkka, M., Siebert, S., Varis, O. and Ward, P.J., 2012. Lost food, wasted resources: Global food supply chain losses and their impacts on freshwater, cropland, and fertiliser use. *Science of the total environment*, 438, pp.477-489.
- Kuyper, T.W., and P.C. Struik. 2014. Epilogue: Global food security, rhetoric, and the sustainable intensification debate. *Current Opinion in Environmental Sustainability* 8: 71–79
- Larsen, R.A., Schaalje, G.B. and Lawson, J.S., 2010. Food shelf life: estimation and optimal design. *Journal of Statistical Computation and Simulation*, 80(2), pp.143-157.
- León-Bravo, V., Caniato, F., Caridi, M. and Johnsen, T., 2017. Collaboration for sustainability in the food supply chain: A multi-stage study in Italy. *Sustainability*, 9(7), p.1253.

- Li, D. and Wang, X., 2017. Dynamic supply chain decisions based on networked sensor data: an application in the chilled food retail chain. *International Journal of Production Research*, 55(17), pp.5127-5141.
- Li, L., Chi, T., Hao, T. and Yu, T., 2018. Customer demand analysis of the electronic commerce supply chain using Big Data. *Annals of Operations Research*, 268(1-2), pp.113-128.
- Li, X., Sun, G. and Li, Y., 2016. A multi-period ordering and clearance pricing model considering the competition between new and out-of-season products. *Annals of Operations Research*, 242(2), pp.207-221.
- Liakos, K., Busato, P., Moshou, D., Pearson, S. and Bochtis, D., 2018. Machine learning in agriculture: A review. *Sensors*, 18(8), p.2674.
- Lilavanichakul, A., Chaveesuk, R. and Kessuvan, A., 2018. Classifying Consumer Purchasing Decision for Imported Ready-to-Eat Foods in China Using Comparative Models. *Journal of Asia-Pacific Business*, 19(4), pp.286-298.
- Lin, C.W.R. and Chen, H.Y.S., 2003. Dynamic allocation of uncertain supply for the perishable commodity supply chain. *International Journal of Production Research*, 41(13), pp.3119-3138.
- Liu, D., Li, G., Fu, Q., Li, M., Liu, C., Faiz, M.A., Khan, M.I., Li, T. and Cui, S., 2018. Application of Particle Swarm Optimization and Extreme Learning Machine Forecasting Models for Regional Groundwater Depth Using Nonlinear Prediction Models as Preprocessor. *Journal of Hydrologic Engineering*, 23(12), p.04018052.
- Liu, Y., Groll, E.A., Yazawa, K. and Kurtulus, O., 2016. Theoretical analysis of energy-saving performance and economics of CO₂ and NH₃ heat pumps with simultaneous cooling and heating applications in food processing. *International Journal of Refrigeration*, 65, pp.129-141.
- Lorena, A.C., Jacintho, L.F., Siqueira, M.F., De Giovanni, R., Lohmann, L.G., De Carvalho, A.C. and Yamamoto, M., 2011. Comparing machine learning classifiers in potential distribution modelling. *Expert Systems with Applications*, 38(5), pp.5268-5275.
- Luangkesorn, K.L., Klein, G. and Bidanda, B., 2016. Analysis of production systems with potential for severe disruptions. *International Journal of Production Economics*, 171, pp.478-486.
- Luthra, S., Mangla, S.K., Chan, F.T. and Venkatesh, V.G., 2018. Evaluating the drivers to information and communication technology for effective sustainability initiatives in supply chains. *International Journal of Information Technology & Decision Making*, 17(01), pp.311-338.
- Luxhøj, J.T., Joyce, W. and Luxhøj, C., 2017. A ConOps derived UAS safety risk model. *Journal of Risk Research*, pp.1-23.
- Ma, X., Wang, S. and Bai, Q., 2019. Coordination of production scheduling and vehicle routing problems for perishable food products. *International Journal of Internet Manufacturing and Services*, 6(1), pp.79-96.
- Madani, S.R., Nookabadi, A.S. and Hejazi, S.R., 2018. A bi-objective, reliable single allocation p-hub maximal covering location problem: Mathematical formulation and solution approach. *Journal of Air Transport Management*, 68, pp.118-136.
- Maga, J.A., 2018. *Smoke in Food Processing*: 0. CRC Press.
- Mahajan, S., Das, A., Sardana, H.K., 2015. Image acquisition techniques for assessment of legume quality. *Trends Food Sci. Technol.* 42 (2), 116–133.
- Maione, C., Batista, B.L., Campiglia, A.D., Barbosa Jr, F. and Barbosa, R.M., 2016. Classification of geographic origin of rice by data mining and inductively coupled plasma mass spectrometry. *Computers and Electronics in Agriculture*, 121, pp.101-107.
- Maiti, T., Miller, C.P. and Mukhopadhyay, P.K., 2008. Neural network imputation: An experience with the national resources inventory survey. *Journal of agricultural, biological, and environmental statistics*, 13(3), p.255.
- Maleki, M. and Cruz-Machado, V., 2015. Integration of practices and customer values in a supply chain. *International Journal of Management Science and Engineering Management*, 10(1), pp.9-19.
- Manning, L., 2016. Food fraud: Policy and food chain. *Current Opinion in Food Science*, 10, pp.16-21.

- Matopoulos, A., Vlachopoulou, M., Manthou, V. and Manos, B., 2007. A conceptual framework for supply chain collaboration: empirical evidence from the agri-food industry. *Supply Chain Management: an international journal*, 12(3), pp.177-186.
- Matson, J. and Thayer, J., 2016. The role of food hubs in food supply chains. *Journal of Agriculture, Food Systems, and Community Development*, 3(4), pp.43-47.
- Mehdizadeh, E., Niaki, S.T.A. and Hemati, M., 2018. A bi-objective aggregate production planning problem with learning effect and machine deterioration: Modeling and solution. *Computers & Operations Research*, 91, pp.21-36.
- Mehra, M., Saxena, S., Sankaranarayanan, S., Tom, R.J. and Veeramanikandan, M., 2018. IoT based hydroponics system using Deep Neural Networks. *Computers and Electronics in Agriculture*, 155, pp.473-486.
- Migliore, G., Schifani, G. and Cembalo, L., 2015. Opening the black box of food quality in the short supply chain: Effects of conventions of quality on consumer choice. *Food Quality and Preference*, 39, pp.141-146.
- Min, H., 2010. Artificial intelligence in supply chain management: theory and applications. *International Journal of Logistics: Research and Applications*, 13(1), pp.13-39.
- Mohanty, S.P., Hughes, D.P. and Salathé, M., 2016. Using deep learning for image-based plant disease detection. *Frontiers in plant science*, 7, p.1419.
- Mohri, M., Rostamizadeh, A. and Talwalkar, A., 2018. *Foundations of machine learning*. MIT press.
- Mol, A.P., 2015. Transparency and value chain sustainability. *Journal of Cleaner Production*, 107, pp.154-161.
- Morellos, A., Pantazi, X.E., Moshou, D., Alexandridis, T., Whetton, R., Tziotziou, G., Wiebensohn, J., Bill, R. and Mouazen, A.M., 2016. Machine learning based prediction of soil total nitrogen, organic carbon and moisture content by using VIS-NIR spectroscopy. *Biosystems Engineering*, 152, pp.104-116.
- Morota, G., Ventura, R.V., Silva, F.F., Koyama, M. and Fernando, S.C., 2018. Machine learning and data mining advance predictive big data analysis in precision animal agriculture. *Journal of Animal Science*.
- Mouatadid, S., Raj, N., Deo, R.C. and Adamowski, J.F., 2018. Input selection and data-driven model performance optimization for predicting Standardized Precipitation and Evaporation Index in a drought-prone region. *Atmospheric Research*.
- Mousavi-Avval, S.H., Rafiee, S., Sharifi, M., Hosseinpour, S., Notarnicola, B., Tassielli, G. and Renzulli, P.A., 2017. Application of multi-objective genetic algorithms for optimization of energy, economics and environmental life cycle assessment in oilseed production. *Journal of Cleaner Production*, 140, pp.804-815.
- Mucherino, A., Papajorgji, P. and Pardalos, P.M., 2009. A survey of data mining techniques applied to agriculture. *Operational Research*, 9(2), pp.121-140.
- Mullainathan, S. and Spiess, J., 2017. Machine learning: an applied econometric approach. *Journal of Economic Perspectives*, 31(2), pp.87-106.
- Murthy, D.S., Gajanana, T.M., Sudha, M. and Dakshinamoorthy, V., 2007. Marketing losses and their impact on marketing margins: A case study of banana in Karnataka. *Agricultural Economics Research Review*, 20(347-2016-16623), pp.47-60.
- Nabavi-Pelesaraei, A., Hosseinzadeh-Bandbafha, H., Qasemi-Kordkheili, P., Kouchaki-Penchah, H. and Riahi-Dorcheh, F., 2016. Applying optimization techniques to improve of energy efficiency and GHG (greenhouse gas) emissions of wheat production. *Energy*, 103, pp.672-678.
- Nabavi-Pelesaraei, A., Rafiee, S., Mohtasebi, S.S., Hosseinzadeh-Bandbafha, H. and Chau, K.W., 2017. Energy consumption enhancement and environmental life cycle assessment in paddy production using optimization techniques. *Journal of cleaner production*, 162, pp.571-586.
- Nahvi, B., Habibi, J., Mohammadi, K., Shamshirband, S. and Al Razgan, O.S., 2016. Using self-adaptive evolutionary algorithm to improve the performance of an extreme learning machine for estimating soil temperature. *Computers and Electronics in Agriculture*, 124, pp.150-160.

- Naik, G. and Suresh, D.N., 2018. Challenges of creating sustainable agri-retail supply chains. *IIMB management review*, 30(3), pp.270-282.
- Nakandala, D., Lau, H. and Zhang, J., 2016. Cost-optimization modelling for fresh food quality and transportation. *Industrial Management & Data Systems*, 116(3), pp.564-583.
- Nasrabadi, N.M., 2007. Pattern recognition and machine learning. *Journal of electronic imaging*, 16(4), p.049901.
- Navarro-Hellín, H., Martínez-del-Rincon, J., Domingo-Miguel, R., Soto-Valles, F. and Torres-Sánchez, R., 2016. A decision support system for managing irrigation in agriculture. *Computers and Electronics in Agriculture*, 124, pp.121-131.
- Ngai, E.W.T., Peng, S., Alexander, P. and Moon, K.K., 2014. Decision support and intelligent systems in the textile and apparel supply chain: An academic review of research articles. *Expert Systems with Applications*, 41(1), pp.81-91.
- Nielsen, T.D. and Jensen, F.V., 2009. Bayesian networks and decision graphs. Springer Science & Business Media.
- Nychas, G.J.E., Panagou, E.Z. and Mohareb, F., 2016. Novel approaches for food safety management and communication. *Current Opinion in Food Science*, 12, pp.13-20.
- OECD. 2017. Going digital: Making the transformation work for growth and well-being, Meeting of the OECD Council at Ministerial Level Paris, 7-8 June 2017.
- OECD. 2019, Technology and digital in agriculture. Available at: <http://www.oecd.org/agriculture/topics/technology-and-digital-agriculture/>
- Osman, J., Inglada, J. and Dejoux, J.F., 2015. Assessment of a Markov logic model of crop rotations for early crop mapping. *Computers and Electronics in Agriculture*, 113, pp.234-243.
- Pantazi, X.E., Moshou, D. and Tamouridou, A.A., 2019. Automated leaf disease detection in different crop species through image features analysis and One Class Classifiers. *Computers and Electronics in Agriculture*, 156, pp.96-104.
- Pantazi, X.E., Moshou, D., Alexandridis, T., Whetton, R.L. and Mouazen, A.M., 2016. Wheat yield prediction using machine learning and advanced sensing techniques. *Computers and Electronics in Agriculture*, 121, pp.57-65.
- Pantazi, X.E., Moshou, D., Oberti, R., West, J., Mouazen, A.M. and Bochtis, D., 2017. Detection of biotic and abiotic stresses in crops by using hierarchical self organizing classifiers. *Precision Agriculture*, 18(3), pp.383-393.
- Pardey, P.G., Beddow, J.M., Hurley, T.M., Beatty, T.K. and Eidman, V.R., 2014. A bounds analysis of world food futures: Global agriculture through to 2050. *Australian Journal of Agricultural and Resource Economics*, 58(4), pp.571-589.
- Park, S., Im, J., Jang, E. and Rhee, J., 2016. Drought assessment and monitoring through blending of multi-sensor indices using machine learning approaches for different climate regions. *Agricultural and forest meteorology*, 216, pp.157-169.
- Patidar, R., Agrawal, S., & Pratap, S. (2018). Development of novel strategies for designing sustainable Indian agri-fresh food supply chain. *Sādhanā*, 43(10), 167.
- Patrício, D.I. and Rieder, R., 2018. Computer vision and artificial intelligence in precision agriculture for grain crops: a systematic review. *Computers and Electronics in Agriculture*, 153, pp.69-81.
- Pellegrini, N. and Fogliano, V., 2017. Cooking, industrial processing and caloric density of foods. *Current Opinion in Food Science*, 14, pp.98-102.
- Pelletier, N. and Tyedmers, P., 2010. Forecasting potential global environmental costs of livestock production 2000–2050. *Proceedings of the National Academy of Sciences*, 107(43), pp.18371-18374.
- Piramuthu, S. and Zhou, W., 2013. RFID and perishable inventory management with shelf-space and freshness dependent demand. *International Journal of Production Economics*, 144(2), pp.635-640.
- Porter, M.E. and Heppelmann, J.E., 2015. How smart, connected products are transforming companies. *Harvard Business Review*, 93(10), pp.96-114.

- Pourmoayed, R., Nielsen, L.R. and Kristensen, A.R., 2016. A hierarchical Markov decision process modeling feeding and marketing decisions of growing pigs. *European Journal of Operational Research*, 250(3), pp.925-938.
- Prasad, R., Deo, R.C., Li, Y. and Maraseni, T., 2018. Soil moisture forecasting by a hybrid machine learning technique: ELM integrated with ensemble empirical mode decomposition. *Geoderma*, 330, pp.136-161.
- Puchalsky, W., Ribeiro, G.T., da Veiga, C.P., Freire, R.Z. and dos Santos Coelho, L., 2018. Agribusiness time series forecasting using Wavelet neural networks and metaheuristic optimization: an analysis of the soybean sack price and perishable products demand. *International Journal of Production Economics*.
- Qiang, L. and Jiuping, X., 2008. A study on vehicle routing problem in the delivery of fresh agricultural products under random fuzzy environment. *International Journal of Information and Management Sciences*, 19(4), pp.673-690.
- Rabbani, M., Farshbaf-Geranmayeh, A. and Haghjoo, N., 2016. Vehicle routing problem with considering multi-middle depots for perishable food delivery. *Uncertain Supply Chain Management*, 4(3), pp.171-182.
- Rabbani, M., Foroozesh, N., Mousavi, S. M., & Farrokhi-Asl, H. (2019). Sustainable supplier selection by a new decision model based on interval-valued fuzzy sets and possibilistic statistical reference point systems under uncertainty. *International Journal of Systems Science: Operations & Logistics*, 6(2), 162-178.
- Rabbani, M., Hosseini-Mokhallesun, S. A. A., Ordibazar, A. H., & Farrokhi-Asl, H. (2018). A hybrid robust possibilistic approach for a sustainable supply chain location-allocation network design. *International Journal of Systems Science: Operations & Logistics*, 1-16.
- Raju, K.S., Kumar, D.N. and Duckstein, L., 2006. Artificial neural networks and multicriterion analysis for sustainable irrigation planning. *Computers & Operations Research*, 33(4), pp.1138-1153.
- Ramanathan, U., Bentley, Y. and Pang, G., 2014. The role of collaboration in the UK green supply chains: an exploratory study of the perspectives of suppliers, logistics and retailers. *Journal of Cleaner Production*, 70, pp.231-241.
- Regier, M., Knoerzer, K. and Schubert, H. eds., 2016. *The microwave processing of foods*. Woodhead publishing.
- Rehman, T.U., Mahmud, M.S., Chang, Y.K., Jin, J. and Shin, J., 2019. Current and future applications of statistical machine learning algorithms for agricultural machine vision systems. *Computers and Electronics in Agriculture*, 156, pp.585-605.
- Ribeiro, F.D.S., Gong, L., Calivá, F., Swainson, M., Gudmundsson, K., Yu, M., Leontidis, G., Ye, X. and Kollias, S., 2018, October. An end-to-end deep neural architecture for optical character verification and recognition in retail food packaging. In *2018 25th IEEE International Conference on Image Processing (ICIP)* (pp. 2376-2380). IEEE.
- Rico-Fernández, M.P., Rios-Cabrera, R., Castelán, M., Guerrero-Reyes, H.I. and Juárez-Maldonado, A., 2019. A contextualized approach for segmentation of foliage in different crop species. *Computers and Electronics in Agriculture*, 156, pp.378-386.
- Ridier, A., Chaib, K. and Roussy, C., 2016. A Dynamic Stochastic Programming model of crop rotation choice to test the adoption of long rotation under price and production risks. *European Journal of Operational Research*, 252(1), pp.270-279.
- Rockström, J., Williams, J., Daily, G., Noble, A., Matthews, N., Gordon, L., Wetterstrand, H., DeClerck, F., Shah, M., Steduto, P. and de Fraiture, C., 2017. Sustainable intensification of agriculture for human prosperity and global sustainability. *Ambio*, 46(1), pp.4-17.
- Rodriguez, D., de Voil, P., Rufino, M.C., Odoendo, M. and van Wijk, M.T., 2017. To mulch or to munch? Big modelling of big data. *Agricultural Systems*, 153, pp.32-42.
- Sadgrove, E.J., Falzon, G., Miron, D. and Lamb, D.W., 2018. Real-time object detection in agricultural/remote environments using the multiple-expert colour feature extreme learning machine (MEC-ELM). *Computers in Industry*, 98, pp.183-191.
- Saetta, S.A., Caldarelli, V., Tiacci, L., Lerche, N. and Geldermann, J., 2015. A logistic network to harmonise the development of local food system with safety and sustainability. *International Journal of Integrated Supply Management*, 9(4), pp.307-328.

- Safavi, H.R. and Esmikhani, M., 2013. Conjunctive use of surface water and groundwater: application of support vector machines (SVMs) and genetic algorithms. *Water resources management*, 27(7), pp.2623-2644.
- Saggi, M.K. and Jain, S., 2018. A survey towards an integration of big data analytics to big insights for value-creation. *Information Processing & Management*, 54(5), pp.758-790.
- Saggi, M.K. and Jain, S., 2019. Reference evapotranspiration estimation and modeling of the Punjab Northern India using deep learning. *Computers and Electronics in Agriculture*, 156, pp.387-398.
- Salakhutdinov, R., 2015. Learning deep generative models. *Annual Review of Statistics and Its Application*, 2, pp.361-385.
- Salin, V., 1998. Information technology in agri-food supply chains. *The International Food and Agribusiness Management Review*, 1(3), pp.329-334.
- Samuel, A.L., 1959. Some studies in machine learning using the game of checkers. *IBM Journal of research and development*, 3(3), pp.210-229.
- Santos-Fernández, E., Govindaraju, K. and Jones, G., 2017. Effects of imperfect testing on presence-absence sampling plans. *Quality and Reliability Engineering International*, 33(6), pp.1197-1210.
- Sarkar, S., & Giri, B. C. (2018). Stochastic supply chain model with imperfect production and controllable defective rate. *International Journal of Systems Science: Operations & Logistics*, 1-14.
- Sasmal, J., 2015. Food price inflation in India: The growing economy with sluggish agriculture. *Journal of Economics, Finance and Administrative Science*, 20(38), pp.30-40.
- Sayyadi, R., & Awasthi, A. (2018). A simulation-based optimisation approach for identifying key determinants for sustainable transportation planning. *International Journal of Systems Science: Operations & Logistics*, 5(2), 161-174.
- Sayyadi, R., & Awasthi, A. (2018). An integrated approach based on system dynamics and ANP for evaluating sustainable transportation policies. *International Journal of Systems Science: Operations & Logistics*, 1-10.
- Sazvar, Z., Mirzapour Al-e-hashem, S.M.J., Govindan, K. and Bahli, B., 2016. A novel mathematical model for a multi-period, multi-product optimal ordering problem considering expiry dates in a FEFO system. *Transportation Research Part E: Logistics and Transportation Review*, 93, pp.232-261.
- Schmidhuber, J., 2015. Deep learning in neural networks: An overview. *Neural networks*, 61, pp.85-117.
- Sennaar, K. 2019. AI in Agriculture – Present Applications and Impact. Available at: <https://emerj.com/ai-sector-overviews/ai-agriculture-present-applications-impact/>
- Serna-Saldivar, S.O. and Carrillo, E.P., 2019. Food uses of whole corn and dry-milled fractions. In *Corn* (pp. 435-467). AACC International Press.
- Sethy, P.K., Negi, B., Barpanda, N.K., Behera, S.K. and Rath, A.K., 2018. Measurement of Disease Severity of Rice Crop Using Machine Learning and Computational Intelligence. In *Cognitive Science and Artificial Intelligence* (pp. 1-11). Springer, Singapore.
- Shah, N. H., Chaudhari, U., & Cárdenas-Barrón, L. E. (2018). Integrating credit and replenishment policies for deteriorating items under quadratic demand in a three-echelon supply chain. *International Journal of Systems Science: Operations & Logistics*, 1-12.
- Shapiro, J., 1999, July. Genetic algorithms in machine learning. In *Advanced Course on Artificial Intelligence* (pp. 146-168). Springer, Berlin, Heidelberg.
- Sharma, A.K., Chaurasia, S. and Srivastava, D.K., 2018, February. Supervised Rainfall Learning Model Using Machine Learning Algorithms. In *International Conference on Advanced Machine Learning Technologies and Applications* (pp. 275-283). Springer, Cham.
- Sharma, R. and Parhi, S., 2017, October. A review on use of Big data in warehousing to enhance accessibility of food. In 2017 2nd International Conference on Communication and Electronics Systems (ICCES) (pp. 663-667). IEEE.

- Sharma, R., Kamble, S.S. and Gunasekaran, A., 2018. Big GIS analytics framework for agriculture supply chains: A literature review identifying the current trends and future perspectives. *Computers and Electronics in Agriculture*, 155, pp.103-120.
- Shekoofa, A., Emam, Y., Shekoofa, N., Ebrahimi, M. and Ebrahimi, E., 2014. Determining the most important physiological and agronomic traits contributing to maize grain yield through machine learning algorithms: a new avenue in intelligent agriculture. *PLoS one*, 9(5), p.e97288.
- Shiva, V., 2016. *The violence of the green revolution: Third world agriculture, ecology, and politics*. University Press of Kentucky.
- Shukla, M. and Jharkharia, S., 2013. Agri-fresh produce supply chain management: a state-of-the-art literature review. *International Journal of Operations & Production Management*, 33(2), pp.114-158.
- Shukla, M. and Jharkharia, S., 2013. An inventory model for continuously deteriorating agri-fresh produce: an artificial immune system-based solution approach. *International Journal of Integrated Supply Management*, 9(1-2), pp.110-135.
- Singh, A., Ganapathysubramanian, B., Singh, A.K. and Sarkar, S., 2016. Machine learning for high-throughput stress phenotyping in plants. *Trends in plant science*, 21(2), pp.110-124.
- Singh, A., Shukla, N. and Mishra, N., 2018. Social media data analytics to improve supply chain management in food industries. *Transportation Research Part E: Logistics and Transportation Review*, 114, pp.398-415.
- Singh, G., Singh, S. and Singh, J., 2004. Optimization of energy inputs for wheat crop in Punjab. *Energy Conversion and Management*, 45(3), pp.453-465.
- Sirsat, M.S., Cernadas, E., Fernández-Delgado, M. and Barro, S., 2018. Automatic prediction of village-wise soil fertility for several nutrients in India using a wide range of regression methods. *Computers and Electronics in Agriculture*, 154, pp.120-133.
- Sitek, P., Wikarek, J. and Nielsen, P., 2017. A constraint-driven approach to food supply chain management. *Industrial Management & Data Systems*, 117(9), pp.2115-2138.
- Song, G., Semakula, H.M. and Fullana-i-Palmer, P., 2018. Chinese household food waste and its' climatic burden driven by urbanization: A Bayesian Belief Network modelling for reduction possibilities in the context of global efforts. *Journal of Cleaner Production*, 202, pp.916-924.
- Strothkämper, A. 2016. Farm to Fork Goes Digital: How Agribusiness Digitization Can Feed the World. Available at: <https://www.digitalistmag.com/digital-supply-networks/2016/09/07/farm-to-fork-agribusiness-digitization-can-feed-world-04446745>
- Strothmann, W., Ruckelshausen, A., Hertzberg, J., Scholz, C. and Langsenkamp, F., 2017. Plant classification with In-field-labeling for crop/weed discrimination using spectral features and 3D surface features from a multi-wavelength laser line profile system. *Computers and Electronics in Agriculture*, 134, pp.79-93.
- Su, J., Liu, C., Coombes, M., Hu, X., Wang, C., Xu, X., Li, Q., Guo, L. and Chen, W.H., 2018. Wheat yellow rust monitoring by learning from multispectral UAV aerial imagery. *Computers and Electronics in Agriculture*, 155, pp.157-166.
- Sun, D.W., 2016. *Handbook of frozen food processing and packaging*. CRC Press.
- Sun, J., Zhou, W., Yan, L., Huang, D. and Lin, L.Y., 2018. Extrusion-based food printing for digitalized food design and nutrition control. *Journal of Food Engineering*, 220, pp.1-11.
- Sundmaeker, H., Verdouw, C., Wolfert, S. and Pérez Freire, L., 2016. Internet of food and farm 2020. *Digitising the Industry-Internet of Things connecting physical, digital and virtual worlds*. Ed: Vermesan, O., & Friess, P, pp.129-151.
- Sutton, R.S. and Barto, A.G., 2018. Reinforcement learning: An introduction. *MIT press*.
- Swaminathan, M.S. and Kesavan, P.C., 2017. The Transition from Green to Evergreen Revolution. *Sustainable Development of Organic Agriculture: Historical Perspectives*, p.69.
- Syahrudin, N. and Kalchschmidt, M. 2011. "POMS 2011 – 22nd annual conference of the production and operations management society", Production and Operations Management Society, May 9-12, 2014, Nevada, NV.

- Sykuta, M.E., 2016. Big data in agriculture: property rights, privacy and competition in ag data services. *International Food and Agribusiness Management Review*, 19(1030-2016-83141), pp.57-74.
- Tsao, Y. C. (2015). Design of a carbon-efficient supply-chain network under trade credits. *International Journal of Systems Science: Operations & Logistics*, 2(3), 177-186.
- Tang, J., Wang, D., Zhang, Z., He, L., Xin, J. and Xu, Y., 2017. Weed identification based on K-means feature learning combined with convolutional neural network. *Computers and electronics in agriculture*, 135, pp.63-70.
- Taormina, R. and Chau, K.W., 2015. Data-driven input variable selection for rainfall–runoff modeling using binary-coded particle swarm optimization and Extreme Learning Machines. *Journal of hydrology*, 529, pp.1617-1632.
- Tayyebi, A., Tayyebi, A.H., Pekin, B.K., Omrani, H. and Pijanowski, B.C., 2017. Modeling Historical Land Use Changes at A Regional Scale: Applying Quantity and Locational Error Metrics to Assess Performance of An Artificial Neural Network Based Back-Cast Model. *Journal of Environmental Informatics*, 31(2), pp.74-86.
- Terêncio, D.P.S., Fernandes, L.S., Cortes, R.M.V. and Pacheco, F.A.L., 2017. Improved framework model to allocate optimal rainwater harvesting sites in small watersheds for agro-forestry uses. *Journal of hydrology*, 550, pp.318-330.
- Tibola, C.S., Fernandes, J.M.C. and Guarienti, E.M., 2016. Effect of cleaning, sorting and milling processes in wheat mycotoxin content. *Food Control*, 60, pp.174-179.
- Tilman, D., Balzer, C., Hill, J. and Befort, B.L., 2011. Global food demand and the sustainable intensification of agriculture. *Proceedings of the National Academy of Sciences*, 108(50), pp.20260-20264.
- Ting, S.L., Tse, Y.K., Ho, G.T.S., Chung, S.H. and Pang, G., 2014. Mining logistics data to assure the quality in a sustainable food supply chain: A case in the red wine industry. *International Journal of Production Economics*, 152, pp.200-209.
- Torres, A.F., Walker, W.R. and McKee, M., 2011. Forecasting daily potential evapotranspiration using machine learning and limited climatic data. *Agricultural Water Management*, 98(4), pp.553-562.
- Traore, B.B., Kamsu-Foguem, B. and Tangara, F., 2017. Data mining techniques on satellite images for discovery of risk areas. *Expert Systems with Applications*, 72, pp.443-456.
- Tropicchio, P., Satler, M., Dabisias, G., Ruffaldi, E. and Avizzano, C.A., 2015, July. Towards smart farming and sustainable agriculture with drones. In *Intelligent Environments (IE), 2015 International Conference on* (pp. 140-143). IEEE.
- Vasisht, D., Kapetanovic, Z., Won, J., Jin, X., Chandra, R., Sinha, S.N., Kapoor, A., Sudarshan, M. and Stratman, S., 2017, March. FarmBeats: An IoT Platform for Data-Driven Agriculture. In *NSDI* (pp. 515-529).
- Vithu, P. and Moses, J.A., 2016. Machine vision system for food grain quality evaluation: A review. *Trends in Food Science & Technology*, 56, pp.13-20.
- Vlontzos, G. and Pardalos, P.M., 2017. Data mining and optimisation issues in the food industry. *International Journal of Sustainable Agricultural Management and Informatics*, 3(1), pp.44-64.
- Wahyuni, I. and Mahmudy, W.F., 2017. Rainfall Prediction in Tengger, Indonesia Using Hybrid Tsukamoto FIS and Genetic Algorithm Method. *Journal of ICT Research and Applications*, 11(1), pp.38-54.
- Wallace, C.A., Sperber, W.H. and Mortimore, S.E., 2018. *Food safety for the 21st century: Managing HACCP and food safety throughout the global supply chain*. John Wiley & Sons.
- Wang, X.P., Wang, M., Ruan, J.H. and Li, Y., 2018. Multi-objective optimization for delivering perishable products with mixed time windows. *Advances in Production Engineering & Management*, 13(3), pp.321-332.
- Wathes, C.M., Kristensen, H.H., Aerts, J.M. and Berckmans, D., 2008. Is precision livestock farming an engineer's daydream or nightmare, an animal's friend or foe, and a farmer's panacea or pitfall?. *Computers and electronics in agriculture*, 64(1), pp.2-10.
- Wolfert, S., Ge, L., Verdouw, C. and Bogaardt, M.J., 2017. Big data in smart farming—a review. *Agricultural Systems*, 153, pp.69-80.

- Xiong, T., Li, C. and Bao, Y., 2018. Seasonal forecasting of agricultural commodity price using a hybrid STL and ELM method: Evidence from the vegetable market in China. *Neurocomputing*, 275, pp.2831-2844.
- Yan, B., Wu, J. and Wang, F., 2018. CVaR-based risk assessment and control of the agricultural supply chain. *Management Decision*.
- Yang, Z. and Sudharshan, D., 2019. Examining multi-category cross purchases models with increasing dataset scale—An artificial neural network approach. *Expert Systems with Applications*, 120, pp.310-318.
- Yaseen, Z.M., Jaafar, O., Deo, R.C., Kisi, O., Adamowski, J., Quilty, J. and El-Shafie, A., 2016. Stream-flow forecasting using extreme learning machines: a case study in a semi-arid region in Iraq. *Journal of Hydrology*, 542, pp.603-614.
- Yazdanbakhsh, O., Zhou, Y. and Dick, S., 2017. An intelligent system for livestock disease surveillance. *Information Sciences*, 378, pp.26-47.
- Yin, S., Nishi, T., & Zhang, G. (2016). A game theoretic model for coordination of single manufacturer and multiple suppliers with quality variations under uncertain demands. *International Journal of Systems Science: Operations & Logistics*, 3(2), 79-91.
- Zareiforush, H., Minaei, S., Alizadeh, M.R., Banakar, A., 2015. Potential applications of computer vision in quality inspection of rice: a review. *Food Eng. Rev.* 7 (3), 321–345.
- Zhang, C., Li, M. and Guo, P., 2017. An interval multistage joint-probabilistic chance-constrained programming model with left-hand-side randomness for crop area planning under uncertainty. *Journal of Cleaner Production*, 167, pp.1276-1289.
- Zhang, C., Liu, J., Shang, J. and Cai, H., 2018. Capability of crop water content for revealing variability of winter wheat grain yield and soil moisture under limited irrigation. *Science of The Total Environment*, 631, pp.677-687.
- Zhang, J., Song, F. and Tang, J., 2014. Identification of crop weed based on image texture features. *Moment*, 67(66.6184), pp.64-1488.
- Zhang, M., Li, C. and Yang, F., 2017. Classification of foreign matter embedded inside cotton lint using short wave infrared (SWIR) hyperspectral transmittance imaging. *Computers and Electronics in Agriculture*, 139, pp.75-90.
- Zhao, Y., Zhang, D., Tang, Y., Wang, J. and Zheng, L., 2009. An optimal model of a agriculture circular system for paddy & edible fungus & dry land. *International Journal of Management Science and Engineering Management*, 4(4), pp.302-310.
- Zheng, B., Myint, S.W., Thenkabail, P.S. and Aggarwal, R.M., 2015. A support vector machine to identify irrigated crop types using time-series Landsat NDVI data. *International Journal of Applied Earth Observation and Geoinformation*, 34, pp.103-112.
- Zhong, D.R.Y., Tan, P.K. and Bhaskaran, P.G., 2017. Data-driven food supply chain management and systems. *Industrial Management & Data Systems*, 117(9), pp.1779-1781.
- Zhu, X. and Goldberg, A.B., 2009. Introduction to semi-supervised learning. *Synthesis lectures on artificial intelligence and machine learning*, 3(1), pp.1-130.