

# danceroom Spectroscopy: At the Frontiers of Physics, Performance, Interactive Art and Technology

## By:

Thomas Mitchell (computer scientist, digital artist) Department of Computer Science and Creative Technologies, University of the West of England, Coldharbour Lane, Bristol BS16 1QY, U.K. Email: <tom.mitchell@uwe.ac.uk>.

Jo Hyde (composer, sound artist) School of Music and Performing Arts, Bath Spa University, Newton Park, Bath, BA2 9BN, U.K. Email: <j.hyde@bathspa.ac.uk>.

Phillip Tew (digital artist) Pervasive Media Studio, Leadworks, Anchor Square, Harbourside, Bristol, Avon BS1 5DB, U.K. Email: <peatew@gmail.com>.

David Glowacki, (scientist, artist) School of Chemistry & Department of Computer Science, University of Bristol, Cantock's Close, Clifton, Bristol BS8 1TS, U.K.; Stanford University, Stanford, CA, 94305 U.S.A. Email: <drglowacki@gmail.com>.

## ABSTRACT

*danceroom Spectroscopy* (dS) is an interactive audiovisual art installation and performance system driven by rigorous algorithms commonly used to simulate and analyse nano-scale atomic dynamics. dS literally interprets humans as “energy landscapes” resulting in an interactive system in which human energy fields are embedded within a simulation of thousands of atoms. Users are able to sculpt the atomic dynamics using their movements and experience their interactions visually and sonically in real time. dS has so far been deployed as both an interactive sci-art installation and as the platform for a dance performance named *Hidden Fields*.

## INTRODUCTION

Interactive technology is opening up fascinating possibilities across a range of different performance-related areas in the arts, including dance [1] and music [2]. Additionally, this technology is also opening up innovative approaches for expressing and communicating scientific concepts [3]. While there have been numerous calls for increased dialogue between computer science and the arts [4], and while computer science and interactive technology is frequently combined to deliver interactive artistic content [5], to our knowledge, there are relatively few examples of projects in which interactive technology and computer science provide the interaction site for engagement between arts practice and scientifically rigorous concepts and algorithms.

As arts practice comes to increasingly utilise and gain familiarity with interactive technology and tools from computer science, it necessarily develops fluency with the algorithmic thinking and language that dominates the discourse, models, and analogies used in modern science (e.g., across fields as diverse as physics, biology, nanotechnology, neuroscience, linguistics, economics, and sociology) [6]. Consequently, the time for interaction between art and science is ripe, as both increasingly draw from a common foundation in computer science [7].

In this paper, we describe recent progress designing a state-of-the-art system which utilises interactive technology as the creative hub linking artistic practice with rigorous algorithms and research methods commonly employed to understand and simulate nano-scale atomic dynamics in a range of physical systems (e.g., materials science, biophysics and environmental processes). The name of the system is *danceroom Spectroscopy* (dS) and it is shown in Figure 1.

## SCIENTIFIC AESTHETICS AND MICROSCOPIC DYNAMISM

Scientists and philosophers of science have long considered the extent to which aesthetics guide the process of scientific discovery [7]. Paul Dirac, the Nobel Prize winning theoretical physicist, provocatively stated “that it is more important to have beauty in one’s equations than to have them fit experiment” [8]. And Richard Feynman described science as a means to uncover levels of hidden beauty that exist on dimensions smaller than we can see with our eyes.



**Fig. 1. Participants use their energy fields to steer the atomic dynamics simulation of the Earth's atmosphere, generating both graphics and sound within a 360° projection dome. (Photo by Paul Blakemore. © Thomas Mitchell)**

Technology has extended the abilities of our natural senses, enabling us to see previously invisible phenomena, changing our perceptions and experiences of reality, and opening up new domains in aesthetics:

*"...we are in the territory of aesthetics [and] sensory perception [where] an aesthetics of non-sensory perception is involved, namely the perception of phenomena hitherto inaccessible to natural sensory perception. This is an extension of aesthetics: from the perception of visible things with natural organs, to the perception of invisible things with the help of apparatuses."* [9]

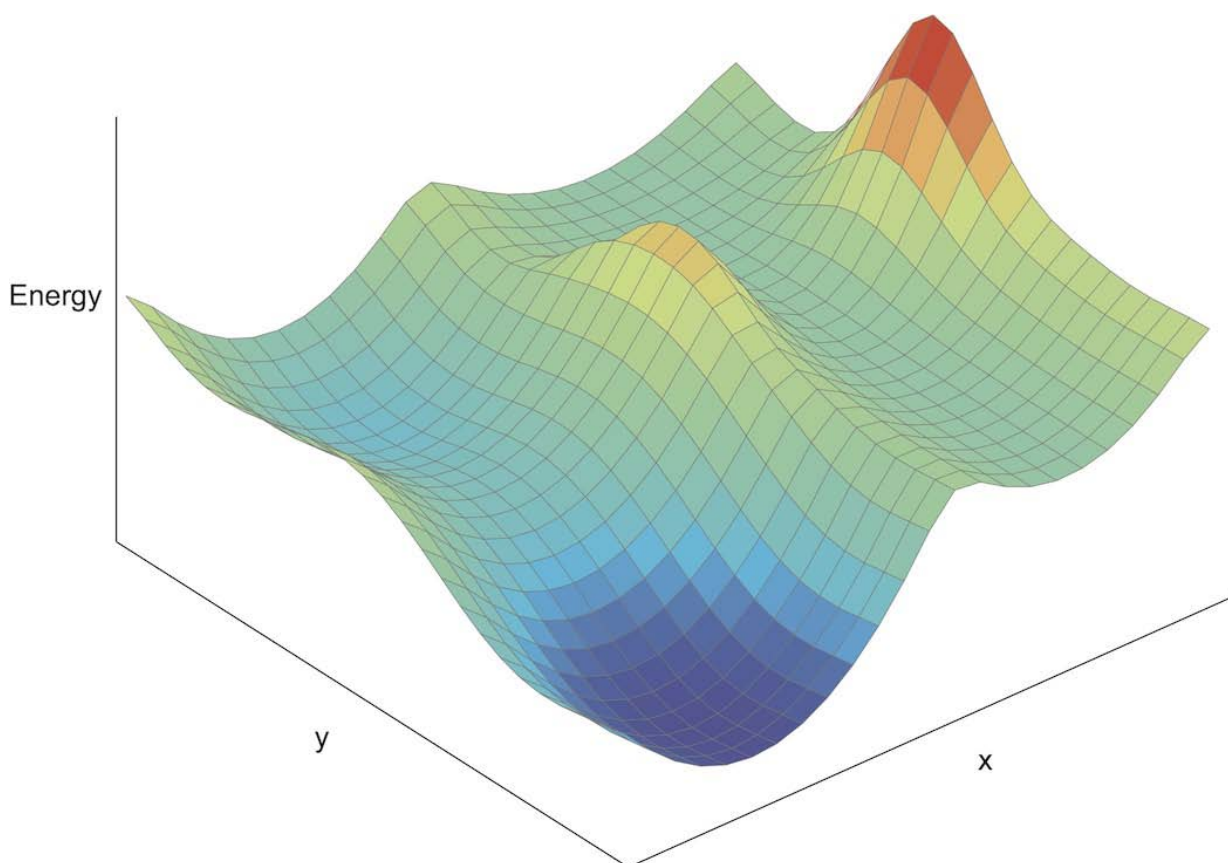
Atoms and molecules are too small for us to see. Their depiction in scientific literature thus reflects the representations that researchers use to understand them [10]. Detailed molecular and atomic visualisations originate not from reality but rather from the imaginations of scientists [11]. As they delve deeper into the atomic world, researchers increasingly rely on imagination and visualisation, which has led to interest within the scientific and graphics communities regarding the relationship between aesthetic representation and scientific imagination [12, 13, 14]. While intended to convey information and stimulate new understanding, the visualisations which arise from combining aesthetics and science reveal the hidden beauty which is encoded into the mechanics of the natural world [15].

The microscopic world is dynamic. In fact, Heisenberg's uncertainty principle, one of the fundamental principles of quantum mechanics, guarantees that everything is characterised by perpetual jiggling and wiggling, with vibrational motion and structural fluctuations that span a range of timescales and corresponding lengthscales. For example, electron dynamics occur on timescales of attoseconds, while vibrations within cells can last for seconds. Microscopic dynamism determines the macroscopic properties of matter, and thus shapes our phenomenological experience of nature. However, the dynamism of the atomic world is not so obvious, because "seeing" this behaviour requires temporal and spatial resolutions that far exceed the capabilities of our eyes. No doubt it is this gap between scientific observations and our everyday experience which underpins Richard Feynmann's famous statement: "it's very hard to imagine all the crazy things that things really are like." dS directly addresses this

missing sense of dynamism in our aesthetics of the invisible, showing clearly how invisible forces are linked to microscopic dynamism.

### Energy Landscapes

In order to understand and predict system dynamics, chemists and physicists frequently invoke the idea of an “energy landscape”, which is effectively a topological map of the forces that an atom feels in different molecular configurations. The “energy landscape” metaphor can be used to rationalise the motion of nearly every class of particle, atom and molecule in the universe. It has consequently become prevalent within the discourses of chemistry, physics and biology [16, 17]. Figure 2 shows a simple schematic of a two-dimensional energy landscape, where the energy is a function of arbitrary  $x$  and  $y$  coordinates. The energy landscape shown in Fig. 2 is simplified in two respects: (1) real energy landscapes generally have a significantly higher dimensionality, since they depend on the interaction between any given particle with every other particle, and (2) real energy landscapes are time-dependent, owing to structural fluctuations and external fields.



**Fig. 2. Two-dimensional generic energy landscape showing energy as a function of two idealised spatial coordinates,  $x$  and  $y$ . (© Thomas Mitchell)**

Despite the simplicity of Fig. 2, the “energy landscape” metaphor has become fundamental to the way in which the physical sciences rationalise dynamic behaviour. To a good approximation, atoms move on energy landscapes in a way that shares similarities with how humans move through physical landscapes: They accelerate going downhill and decelerate going uphill; they move quickly and smoothly over wide open spaces, and slowly and erratically through more congested spaces. With these ideas in mind, the fundamental motivation guiding the development of dS was to create an artistic installation that enables humans to have a real-time immersive experience of becoming “energy landscapes”, and reinforcing the fact that our aesthetic of the invisible world must be expanded to include the notion of microscopic dynamism. To accomplish these goals, we implemented the same algorithms and mathematics normally associated with research-level mixed quantum-classical (i.e., semiclassical) atomic dynamics.

## SYSTEM IMPLEMENTATION

At the heart of the dS system is a rigorous scientific simulation based upon Hamilton's equations of motion (which is a common mathematical framework used to study the dynamics of classical and quantum molecular systems). Within the dS software, the Cartesian coordinates of up to 30,000 simulated atoms are computed at 60 frames per second with dedicated software which has been optimised to run on a high-performance workstation equipped with an array of graphical processing units (GPUs). As with conventional atomic simulations, the internal force exerted on each atom is calculated from its pairwise interactions with every other atom in the simulation. In addition, dS introduces human interaction by summing this internal force with an external force derived from a composite depth image captured from an array of up to ten depth sensors (either Microsoft Kinect or Asus Xtion sensors). An interpolated representation of this depth image is realised within the simulation as a dynamic energy landscape, whose ebbs and flows correspond to people's movements within the space. The resulting effect enables participants to sculpt the dynamics of the atomic ensemble in real-time. For a comprehensive overview of the algorithms, mathematics, and implementation that underlies this process, see Glowacki et al. [18].

The simulation is graphically rendered and displayed on a large projection screen where users can observe their energy fields along with the waves, ripples and vibrations created as their motion perturbs the atomic simulation. An illustration of a forthcoming dS installation space is shown in Fig. 3. The depth sensors are positioned at the centre of the space and the projector array is suspended from the ceiling. The dS software interface provides users with access to a number of controls that enable real-time modification of parameters related to the physics simulation and its subsequent visualisation. For example, users can control a range of physics parameters including: the number of atoms, their size, the simulation temperature, and the polarity and strength with which atoms "feel" people's energy fields. Users may also control visualisation parameters such as: the brightness of collision events, how the time history of each atom (atom trails) is rendered, the extent to which users are able to see their energy fields, and colour palettes for all visualisation elements. Different physics and graphics parameter combinations result in an enormous diversity of simulation states, a few of which are reflected in Figures 1, 4, 7, 8 and 9 of this paper. In addition to visuals, dS also generates an accompanying soundscape, which is created by identifying transient structures and vibrations that arise as users manipulate the atomic dynamics. A range of analysis methods is used to provide a sonic analogue of the atomic motion. Some of these methods are mathematically identical to the spectroscopic techniques that chemical physicists commonly use to analyse matter in molecular dynamics experiments (hence the name, *spectroscopy*). A detailed description of the audio feedback and sonification aspects of dS is beyond the scope of this paper, but a more detailed account is currently in preparation [19]. The feedback cycle (users affect atomic dynamics, atomic dynamics affect visuals/sound, and visuals/sound affect users) gives users a textured visual and sonic experience of their interactions with system.

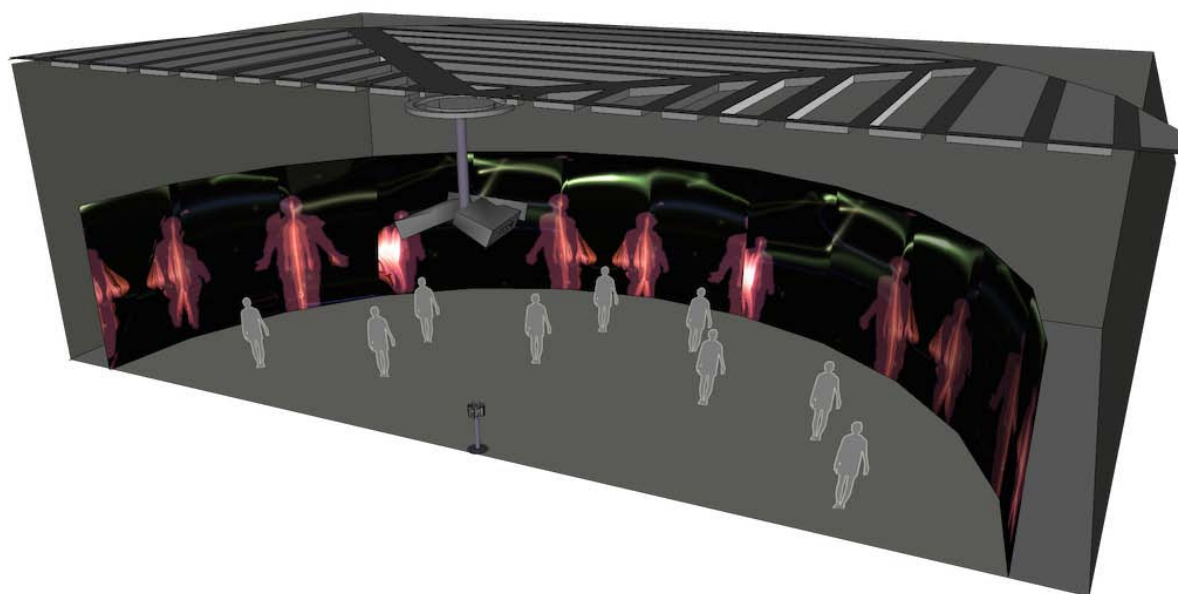


Fig. 3. dS installation space showing capture from 4 depth sensors, and graphics rendering to 3 displays. (© Thomas Mitchell)



## PRESENTATION FORMATS

dS has found a number of scientific applications: as a platform for scientific education (e.g., teaching children and adults about how molecular dynamics impact climate change) as well as crowd-sourcing scientific questions related to the dynamics of biomolecular systems. An interesting byproduct of our work is the fact that the semiclassical equations which we derived to build the algorithmic framework for this system produce an extremely fluid, responsive and stable interactive particle simulation. The system is so robust that it is possible for users to interactively manipulate a real-time protein dynamics simulation [20]. These scientific applications of dS are described fully in [18]. The emphasis in this article is on how dS functions within an artistic context, where it has been deployed in two different capacities: (1) as an interactive installation for the public, and (2) as an artistic tool providing the visual, sonic, and choreographic fabric that knits together a dance performance called *Hidden Fields* (HF).

### Public Installation



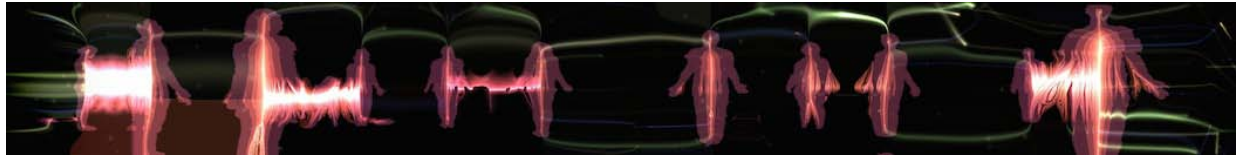
**Fig. 4. Photograph taken at a dS public installation at the 2012 Cultural Olympiad. (Photo by Paul Blakemore. © Thomas Mitchell)**



**Fig. 5. Photograph of a dance workshop taken at the dS Festival 2013. (Photo by Paul Blakemore. © Thomas Mitchell)**

dS was initially developed as a fully immersive, interactive installation with the graphics projected onto a surface that completely encircles the audience. This installation format is shown in Figs 1, 4 and 5 within a 21-meter 360° geodesic projection dome installed at the London 2012 Cultural Olympiad and the 2013 dS festival in Bristol, U.K.

The entire 360° space can be captured and coupled to the simulation in real-time. The resulting visualisation is then mapped onto the interior surface of the dome via five projectors. A single landscape image of the entire visualisation, simultaneously derived from 8 depth sensors, is shown in Fig. 6.



**Fig. 6. Single landscape capture of the dome projection taken during a public installation at the dS festival in Bristol, U.K. (© Thomas Mitchell)**

As shown in Fig. 3, participants' "energy fields" are positioned on the projection surface in front of them. dS may therefore be described as a sort of "mirrored atomic sandbox" in which people can use their fields, either individually or in collaboration with others, to sculpt the system dynamics. During public installations, we automatically cycle through a series of states to display a range of physics, graphics and sonic settings. In addition to unstructured installations, dS has also been used to provide an environment for contact improvisation dance workshops and yoga classes.



**Fig. 7. Photograph of the HF performance taken at the 2013 Seeing Sound Symposium. (© Thomas Mitchell)**





**Fig. 8. Photograph of the HF performance taken at the 2013 Seeing Sound Symposium. (© Thomas Mitchell)**





**Fig. 9. Photograph of the HF performance taken at the 2013 Seeing Sound Symposium. (© Thomas Mitchell)**

### **Dance Performance - *Hidden Fields***

Dance is perhaps particularly well-suited to cross-fertilisation with the sciences, given that it has a well-developed vocabulary for describing movement and dynamics [21]. For example, dancers and choreographers frequently use terminology that suggests a manipulation of time, space and energy; three concepts which form the foundations of scientific thinking. Conversely, chemists and biochemists often invoke choreographic and dance analogies to describe the dynamics of molecular systems, referring to molecular “dancefloors” [22] or biochemical “choreographies” [23].

HF is a dance performance that involves four professional contemporary dancers. It has been created specifically to exploit and drive forwards the implementation of the dS technology. Originally developed in 2012, the piece was reworked in 2013 during an 8-week series of intensive workshops involving dancers, choreographers, digital artists, sound artists, composers, computer scientists and physicists. The choreography, technology, visuals and music were arranged to loosely follow a four-part narrative, contemplating the different levels at which matter is organised, and to explore the dynamic processes that drive its formation and dissipation. The mantra that we adopted to capture the vision for the piece was taken from a quotation attributed to the Buddha in the Heart Sutras:

*All the many things in the universe are appearances of collections. Therefore, things themselves do not exist, and collections of things do not exist either.* [24]

At a typical HF performance, audience members receive program notes containing the above quote along with a brief introduction to the dS system. Following a short verbal description of the underlying science and technology, the 50-minute dance piece begins. At the end, audience members are invited to enter the space and try the system for themselves. Several photographs of HF are shown in Figs. 7, 8 and 9.

## ARTISTIC REFLECTION

Since 2011, dS and HF have been deployed in a range of international venues including Germany's ZKM | Centre for Art and Media Technology, London's Barbican Arts Centre, the London 2012 Cultural Olympiad, and New York City's World Science Festival. At several of these events, we have carried out a range of feedback and data gathering activities from audiences. In what follows, we have broken these observations down into two broad categories. First, we have observations that have arisen during the process leading to HF, where dS serves as an artistic tool and as the collaborative glue facilitating interaction between the components of a dance performance. Second, we have observations made from preliminary analysis of feedback forms collected during public installations.

### Determinism and Chaos: Intuitive Entropy

HF raised interesting issues concerning the relationship between determinism and chaos. Choreography and dance often tend to follow structures that are linear and deterministic. dS, however, is characterised by stochastic noise rather than deterministic certainty [25]. This is primarily due to the so-called "butterfly effect", which gives rise to instabilities in the numerical simulation of dynamical systems. This chaotic noise distinguishes dS from other interactive art tools, which are often more obviously guided by a Boolean logic. Consequently, we found ourselves exploring how choreographic, sonic and visual approaches could harness and accommodate a certain amount of implicit chaos to make emergent beauty. This required all of the collaborators to be aware that the system was not deterministic nor should it be expected to behave as such, and led to a shift in emphasis: we tended to focus less on linear sequences, and more on the feel and ambience of a particular system state or performance sequence. The fact that both the visual and sonic effects are generated from the dancers' motion meant that specific timings between the graphics, sonics and choreography were not emphasised nearly as much as they might otherwise have been. This permitted a certain degree of flexibility and spaciousness for facilitating interaction between the dancers, musicians, artists, programmers and choreographer [26].

Interactivity within dS is a delicate balance between stochastic unpredictability and deterministic certainty, what we have often referred to as *Intuitive Entropy*. That is, the system is noisy enough that one never quite knows *exactly* how it will respond, but deterministic enough to make an educated guess as to how it will *probably* respond. Many of the artists and participants at public installations mentioned this as a particularly engaging feature of the system.

### Feedback and Observations

dS provokes a range of reactions from its audience, although our observations and studies suggest a largely positive experience. Figure 10 shows a word cloud visualising audience responses when external evaluators asked visitors to the installation to leave three words describing their dS experience. The data was compiled from over 250 participants attending one of three large-scale public installations taking place between 2012 and 2014. Although the more frequently occurring words such as "interesting", "exciting" and "fun", suggest a favourable experience, some of the more unique responses were less positive. For example, the words "disturbing", "confused" and "death" are also found. References to death, in particular, are not uncommon, and have been highlighted in a number of conversations between installation participants and the dS artistic team. There are a few aesthetic features where the boundary of an individual's energy field is set to initially contain some intrinsic atomic dynamism. As variables are modified this intrinsic dynamism dissipates, flowing from the confines of each individual's field into the wider simulation. On several occasions, installation participants have noted that this transition invokes analogies of death, as they imagine their atomic building blocks dissipating back into the environment from whence they were formed. Similar feedback from individuals who have seen HF often has a distinctly metaphysical tone, hinting at how dS left them with a sense of interconnectedness beyond the physical boundaries of their bodies, fostering a sense of continuity with nature and with other people.





seems to captivate audiences and adds considerable depth to their interpretations. Some of the feedback from dS users who had seen HF specifically mentions that the background given prior to the HF performance increased their appreciation of the system and their experience within it. It is for this reason that we often make an effort to communicate the scientific underpinnings of dS, both in the form of brief lectures, and information sheets.

## CONCLUSIONS

This paper provides a brief overview of *danceroom Spectroscopy* (dS), an interactive audiovisual installation and dance performance built on research-grade atomic physics algorithms. Built from rigorous algorithms and analogies used to describe and simulate atomic dynamics, dS runs using dedicated GPU-accelerated software on a high-performance computational platform with up to ten depth sensors. dS has been used to create an interactive installation and dance performance entitled *Hidden Fields*, which have so far been deployed in leading arts centres and cultural institutions in Europe and North America.

So far, reactions to dS indicate significant user engagement with the system, as well as considerable lateral (i.e., user-user) interaction. On an institutional level, dS has been also been judged to be aesthetically compelling, as indicated by six awards it has received since January 2013 to July 2014, in sectors spanning media, arts and science. Ongoing user studies and continued development will enable the system to be improved as an artistic platform, audience experience and educational platform. The physics engine running dS is robust, and may be used to simulate a range of interactive visual and sonic effects beyond atomic physics. In the future we plan to explore these opportunities.

With growing applications of computer science in both art and science, interactive technology increasingly offers a fascinating and non-traditional site for linking artists and scientists, and suggesting new ways to imagine the dynamism of the invisible world. This opens up an exciting horizon of future content: As nearly all of physics and much of chemistry is cast in terms of field equations, a robust algorithmic framework for realising humans as “fields” within scientifically rigorous simulations offers great potential to further explore the boundaries between aesthetic representation and scientific imagination. Possibilities for cross-fertilisation abound on this frontier, and where they will lead, is an open and exciting question.

## ACKNOWLEDGEMENTS

Funding has been provided by Arts Council England, EPSRC, NVIDIA, the Royal Society, the Royal Society of Chemistry, the Watershed Media Centre, the Pervasive Media Studio, Stanford University, the University of Bristol and the University of the West of England. A full list of contributors to the dS project can be found at <[www.danceroom-spec/people](http://www.danceroom-spec/people)>.

## REFERENCES

1. L. Loke and T. Robertson, “Studies of Dancers: Moving from Experience to Interaction Design,” *International Journal of Design*, Vol. 4, No. 2 (2010).
2. M. Reynolds, B. Schoner, J. Richards, K. Dobson and N. Gershenfeld, “An Immersive, Multi-User, Musical Stage Environment,” in *Proceedings of the International Conference on Computer Graphics and Interactive Techniques*, SIGGRAPH (2001).
3. X. Amatriain, J. Kuchera-Morin, T. Hollerer and S.T. Pope, “The AlloSphere: Immersive Multimedia for Scientific Discovery and Artistic Exploration,” *MultiMedia*, Vol. 16, No. 2 (2009).
4. Ursyn and R. Sung, “Learning Science with Art,” in *Proceedings of the International Conference on Computer Graphics and Interactive Techniques --- Educators Programme*, SIGGRAPH (2007).
5. P. Jennings, “Speculative Data and the Creative Imaginary: Shared Innovative Visions Between Art and Technology,” in *Proceedings of the International Conference on Creativity and Cognition*, (2007).
6. R. M. Karp, “Computer Science as a Lens on the Sciences: The Example of Computational Molecular Biology,” in *Proceedings of the International Conference on Bioinformatics and Biomedicine* (2007).
7. R. Gabriel and K. Sullivan, “Better Science through Art,” *ACM SIGPLAN Notices*, Vol. 45, No. 10 (2010).

8. H. Gauch, *Scientific Method in Practice* (Cambridge: Cambridge University Press, 2003).
9. P. Weibel and L. Fruk, *Molecular Aesthetics* (Cambridge, Massachusetts: MIT Press, 2013).
10. G. Parsons, "The Aesthetics of Chemical Biology," *Current Opinion in Chemical Biology*, Vol. 16, No. 5 (2012).
11. M. C. Flannery, "Goethe and the Molecular Aesthetic," *Janus Head*, Vol. 8, No. 1 (2005).
12. J. Burg, and K. Luttringhaus, "Entertaining with Science, Educating with Dance," *Computers in Entertainment*, Vol. 4, No. 2 (2006).
13. K. L. Ma, I. Liao, J. Frazier, H. Hauser and H. N. Kostis, "Scientific Storytelling Using Visualization," *Computer Graphics and Applications*, Vol. 32 No. 1 (2012).
14. T. M. Rhyne, D. H. Laidlaw, V. Interrante, C. Healey and D. Duke, "Realism, Expressionism, and Abstraction: Applying Art Techniques to Visualization," *In Proceedings of IEEE Visualization Conference* (2001).
15. R. Hoffmann, "Molecular Beauty," *The Journal of Aesthetics and Art Criticism*, Vol. 48, No. 3 (1990).
16. D. R. Glowacki, J. N. Harvey and A. J. Mulholland, "Taking Ockham's Razor to Enzyme Dynamics and Catalysis," *Nature Chemistry*, Vol. 4, No. 3 (2012).
17. K. A. Dill, and J.L. MacCallum, J. L., "The protein-folding problem, 50 years on," *Science*, Vol. 338, No. 6110 (2012).
18. D. R. Glowacki, M. O'Connor, G. Calabró, J. Price, P. Tew, T. Mitchell, J. Hyde, D. P. Tew, D. J. Coughtrie, and S. McIntosh-Smith, "A GPU-accelerated immersive audiovisual framework for interactive molecular dynamics using consumer depth sensors," *Faraday Discussion* 169 (in press).
19. T. Mitchell, J. Hyde, P. Tew and D. R. Glowacki, (in preparation).
20. danceroom Spectroscopy, Human Chaperones (Video), <<https://vimeo.com/81531449>> (2013).
21. C.-M. Hsieh and A. Luciani, "Generating Dance Verbs and Assisting Computer Choreography," in *Proceedings of the International Conference on Multimedia* (2005).
22. S. Bradforth, "Tracking State-to-State Bimolecular Reaction Dynamics in Solution," *Science* Vol. 331, No. 6023 (2011).
23. J. Villali and D. Kern, "Choreographing An Enzyme's Dance," *Current Opinion in Chemical Biology*, Vol. 14, No. 5 (2010).
24. R. K. T. Gyamtso, *The Sun of Wisdom: Teachings on the Noble Nagarjuna's Fundamental Wisdom of the Middle Way* (Boston, Massachusetts: Shambhala, 2003).
25. D. Frenkel and B. Smit, *Understanding Molecular Simulation : From Algorithms to Applications*, 2nd Ed., (Waltham, Massachusetts: Academic Press, 2002).
26. C. Latulipe, D. Wilson, S. Huskey, B. Gonzalez and M. Word, "Temporal Integration of Interactive Technology in Dance: Creative Process Impacts," in *Proceedings International Conference on Creativity and Cognition* (2011).

Manuscript received 10 March 2014.

## BIOGRAPHICAL INFORMATION

Thomas Mitchell is a Senior Lecturer in the Department of Computer Science and Creative Technologies at the University of the West of England and resident at the Pervasive Media Studio, Bristol, UK. With a PhD in computer science and music his acclaimed work connects interactive sound and visual art.

Jo Hyde is a Professor of Music in the School of Music and Performing Arts at Bath Spa University, UK, where he leads the MMus programme in Creative Sound and Media Technology. His work focuses on multimedia, dance, telepresence and interactivity, where he is interested in musical ideas explored through visual media.

Phillip Tew is a freelance digital artist and programmer based at the Pervasive Media Studio, Bristol, UK. Blending a formal background in fine art with a life long passion for programming, Phill creates artworks that play with generative processing, physical modelling and creativity.

David Glowacki is a Royal Society Research Fellow with joint appointments across the Departments of Chemistry and Computer Science at Stanford University and the University of Bristol. With an MA in cultural theory, and a PhD in chemical physics, he has an international profile spanning both computational nano-physics and interactive digital art.