



# The impact of national and international financial crises on mental health and well-being: a systematic review

Deborah Talamonti, Jekaterina Schneider, Benjamin Gibson & Mark Forshaw

To cite this article: Deborah Talamonti, Jekaterina Schneider, Benjamin Gibson & Mark Forshaw (07 Nov 2023): The impact of national and international financial crises on mental health and well-being: a systematic review, Journal of Mental Health, DOI: [10.1080/09638237.2023.2278104](https://doi.org/10.1080/09638237.2023.2278104)

To link to this article: <https://doi.org/10.1080/09638237.2023.2278104>



© 2023 The Author(s). Published by Informa UK Limited, trading as Taylor & Francis Group



[View supplementary material](#)



Published online: 07 Nov 2023.



[Submit your article to this journal](#)



[View related articles](#)



[View Crossmark data](#)

# The impact of national and international financial crises on mental health and well-being: a systematic review

Deborah Talamonti<sup>a,b</sup>, Jekaterina Schneider<sup>c</sup>, Benjamin Gibson<sup>d</sup> and Mark Forshaw<sup>e</sup>

<sup>a</sup>AXDEV Group Inc, Québec, Canada; <sup>b</sup>Université de Montréal, Montreal, Canada; <sup>c</sup>Centre for Appearance Research, School of Social Sciences, College of Health, Science and Society, University of the West of England, Bristol, UK; <sup>d</sup>Faculty of Health and Life Sciences, De Montfort University, Leicester, UK; <sup>e</sup>Department of Psychology, Edge Hill University, Ormskirk, UK

## ABSTRACT

**Background:** Evidence suggests that financial crises and poor mental health are reciprocally related, but no systematic review has been conducted to synthesise the existing literature on the impact of national and international financial crises on population-level mental health and well-being.

**Aims:** The aim of this study was to systematically review the available literature on the global impact of financial crises on mental health and well-being outcomes.

**Methods:** After registration on PROSPERO, a systematic search was conducted in PsycINFO, MEDLINE, Wiley, and Web of Science for papers published until 21 November 2022. Following the Preferred Reporting Items for Systematic Reviews and Meta-Analysis (PRISMA) statement, 98 papers were identified as meeting eligibility criteria. Included studies were assessed using the Mixed Methods Appraisal Tool (MMAT) and results were presented in a formal narrative synthesis.

**Results:** Our findings show that financial crises are significantly associated with well-being and occurrence of psychological conditions. Several socio-demographic, cultural, and country-specific characteristics played a crucial role in the prevention of population mental health decline in periods of financial crises.

**Conclusions:** Based on the findings of this review, evidence-based recommendations were developed to guide the design of policy actions that protect population mental health during and after financial crises.

## ARTICLE HISTORY

Received 15 June 2023  
Revised 27 September 2023  
Accepted 3 October 2023

## KEYWORDS

Economic crisis; emotional health; financial crisis; mental health; well-being



## Introduction


Although it is now well-known that poor mental health is associated with poverty, inequality, deprivation, and other socio-economic determinants (WHO, 2011), systematic research on the impact of hardship on mental health has grown only in recent decades, with mental health economic reports reaching over 4000 publications in 2019, compared to approximately 100 in 1999 (Knapp & Wong, 2020). The accumulating evidence suggests that financial, economic, and political crises are a reality that inevitably affects mental health. Direct socio-economic consequences of financial crises, such as unemployment, job insecurity, poor education, and debt have been repeatedly associated with the worsening of mental health and increased psychopathology (Christodoulou & Christodoulou, 2013).

For example, a recent non-systematic review on financial crises and mental health reported that depression, stress, and anxiety were the most common outcomes of financial crises (Volkos & Symvoulakis, 2021), sometimes presenting after, rather than during, the crisis (Sargent-Cox et al., 2011). Similarly, a non-systematic review on the short- and

long-term impacts of economic crises on mental health suggests that unemployment, reduced staff and wages, and increased workload constitute risk factors for poor mental health, with depression and suicide being the most common outcomes worldwide (Marazziti et al., 2021). Finally, a systematic review from 2016 reported that economic recessions up to 2014 were potentially associated with a greater prevalence of mental health issues, including common mental health conditions, substance disorders, and suicidal behaviour (Frasquilho et al., 2015).

Financial and socio-economic crises affect mental health by weakening the protective factors that help sustain societal development and well-being (e.g. welfare protection, job security, healthy lifestyle) and consequently by strengthening the risk factors that contribute to increased psychiatric morbidity (e.g. home and job insecurity, debt, poverty, increased social inequalities, and exclusion) (Paleologou et al., 2018). Certain socially and economically disadvantaged groups—including children, older adults, single parents, ethnic minorities, and migrants—seem to be especially vulnerable to hardship-related poor mental health (Bøe et al., 2014; Burgard & Hawkins, 2014; Burns & Gimpel, 2000;

**CONTACT** Jekaterina Schneider  [kat.schneider@uwe.ac.uk](mailto:kat.schneider@uwe.ac.uk)  Centre for Appearance Research, University of the West of England, Coldharbour Lane, Bristol, BS16 1QY, UK.

 Supplemental data for this article can be accessed online at <https://doi.org/10.1080/09638237.2023.2278104>.

© 2023 The Author(s). Published by Informa UK Limited, trading as Taylor & Francis Group  
This is an Open Access article distributed under the terms of the Creative Commons Attribution License (<http://creativecommons.org/licenses/by/4.0/>), which permits unrestricted use, distribution, and reproduction in any medium, provided the original work is properly cited. The terms on which this article has been published allow the posting of the Accepted Manuscript in a repository by the author(s) or with their consent.

Evans-Lacko et al., 2013; Sargent-Cox et al., 2011; WHO, 2011). This is why, in 2011, the World Health Organization (WHO) listed these and other related factors among the determinants of mental health (WHO, 2011).

It should be noted that the association between mental health and financial hardship is reciprocal. That is, poverty can lead to mental illness, and mental illness can make it harder to succeed economically and financially (Ridley et al., 2020). These associations have been observed in culturally diverse studies and with consistency across time. For instance, increased suicides were reported in East and Southeast Asia during the economic crisis of the 1990s (Chang et al., 2009), suicide rates were shown to rise in China following the socio-economic reforms that started in 1978 (Phillips et al., 1999), and the Global Financial Crisis of 2008 was linked to poorer psychological health in the Australian population (Sargent-Cox et al., 2011), as well as in European and American countries (Volkos & Symvoulakis, 2021). Similarly, the Greek debt crisis that spanned the period between 2009 and 2018 has been associated with increased suicide rates (Kubrin et al., 2022), whereas financial threat due to the economic crisis in Portugal between 2011 and 2014 has been associated with anxiety, stress, and depression (Viseu et al., 2021). More recently, global financial, economic, and political uncertainties have further increased concerns regarding the effects of global financial crises on mental health (AlNemer, 2023; Kam et al., 2023; Williams & Dienes, 2022).

Therefore, the aim of the present study was to systematically review the available literature on the global impact of financial crises on mental health and well-being outcomes, and to create evidence-based recommendations for mitigating mental health concerns during and after such crises. To the authors' knowledge, only one systematic review has investigated the impact of multiple financial crises on mental health outcomes (Frasquilho et al., 2015). However, given recent (often interconnected) world-wide events, including the energy crisis, the ongoing Russia-Ukraine War, and various cost-of-living crises, the current study sought to provide an updated and rigorous (e.g. including a quality assessment) review of risk and protective factors associated with population mental health, and how to support individuals during future financial crises. Moreover, this review will expand on Frasilho et al.'s (2015) search design to include a broader range of mental health and well-being outcomes (see the *Data Sources and Search Strategies* section).

## Materials and methods

This systematic review was conducted in line with the Preferred Reporting Items for Systematic Reviews and Meta-Analyses statement (PRISMA; Page et al., 2021) and was preregistered on PROSPERO (ref no. CRD42022372137) prior to commencement (16 November 2022).

### Data sources and search strategies

Searches were conducted for journal articles published in English using the databases PsycINFO (accessed via EBSCO),

MEDLINE (accessed via EBSCO), Wiley, and Web of Science from their inception until 21 November 2022. Furthermore, we searched for unpublished studies uploaded to PsyArXiv and scanned the reference sections of the included articles to identify additional studies that met the inclusion criteria. Boolean combinations and alternative spellings of the following search terms were used: financ\*; money; monetary; poverty; cost of living; debt; job insecurity; income insecurity; emotional health; mental health; stress; anxiety; depress\*; well-being; worry; distress; psych\*; dysfunction; mood; suicide; isolation; self-harm; vulnerable. The full search strategy can be found in [Supplementary Materials Appendix A](#).

### Study eligibility criteria

We included cohort studies, longitudinal studies, cross-sectional studies, case reports, and other quantitative studies that examined the impact of national or international financial crises on population-level mental health and well-being outcomes. A broad range of mental health and well-being outcomes was considered, including stress, anxiety, depression, worry, self-harm, suicide, general mood, dysfunction, psychological distress, life satisfaction, and psychological well-being.

We excluded: (1) review papers, commentaries, opinion pieces, editorials, and qualitative studies; (2) papers that did not assess the direct relationship between financial crises and target outcomes (e.g. studies that had been conducted during a financial crisis, but that did not examine the relationship/effect of the financial crisis or related predictors on target outcomes; studies that did not compare levels of mental health concerns with pre-, during, or post-crisis levels); and (3) papers related to idiographic financial hardship, rather than population-level events (e.g. student debt, unemployment, low income).

Notably, although other global events can lead to financial difficulties (e.g. natural disasters, pandemics; Kämpfen et al., 2020; Zhang et al., 2011), these papers were excluded for two main reasons. First, the focus of the current review was on primary financial crises and their *direct* impact on mental health and well-being. As such, financial difficulties caused by other events were beyond the scope of the current review. Second, such events are likely to have distinct effects on population-level mental health that go beyond their impact on financial well-being. For example, several papers have demonstrated that the COVID-19 pandemic has had a significant impact on mental health (e.g. anxiety and depression) due to numerous factors (e.g. job loss, fear of being quarantined, lack of social support; De Bruin, 2021; Gibson et al., 2021; Kämpfen et al., 2020; Yang & Ma, 2021). Although some of these factors intersect with financial difficulties, significant (non-financial) global events likely have an additive and complex impact on mental health.

### Study selection and data extraction

The first three authors screened the retrieved papers and extracted the relevant data from eligible studies. After running the search, duplicates and incomplete search results

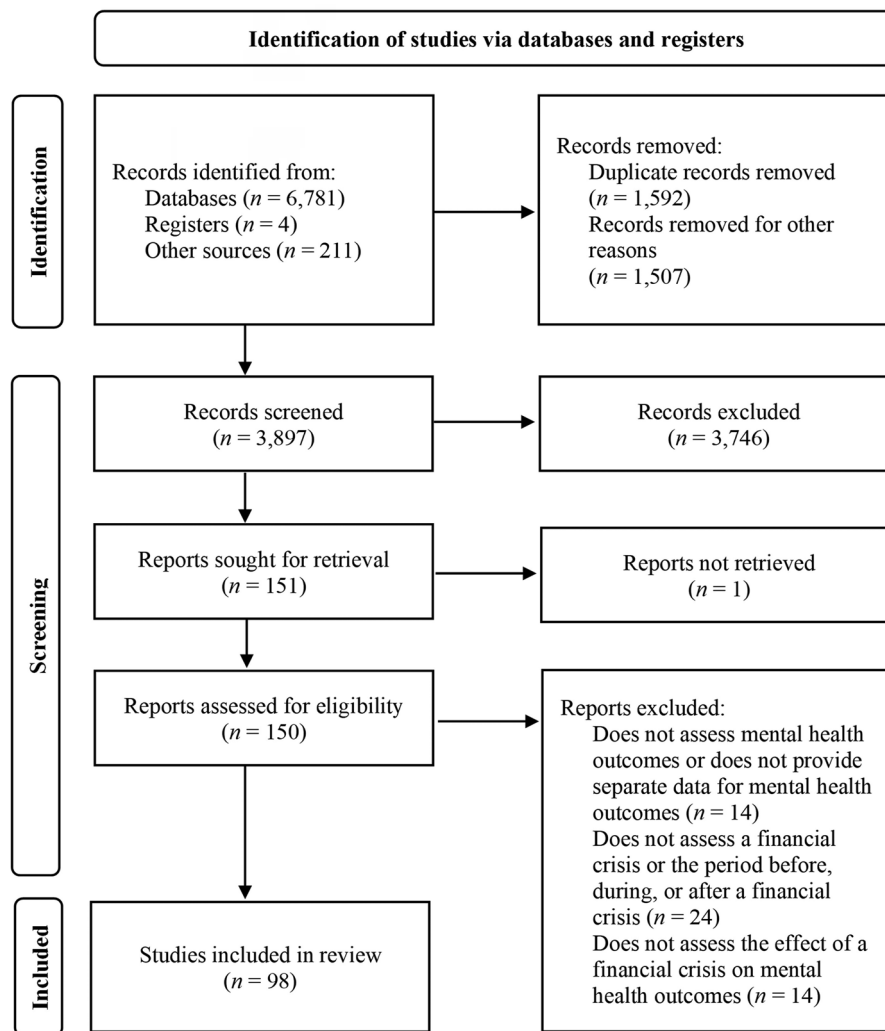


Figure 1. PRISMA flowchart of study selection.

were excluded and the remaining titles and abstracts were screened against the above inclusion and exclusion criteria. This was followed by full-text screening to remove any further irrelevant papers. When all the studies to be included were identified, data were extracted into a specially designed table shared by the authors.

The following data were extracted from the included studies: (1) study information (authors, year of publication, type of financial crisis, country); (2) participant demographics (sample, gender, age, race and ethnicity, socioeconomic status); (3) study characteristics (design, mental health outcomes); and (4) results related to mental health and well-being. For studies that included inferential statistical outcomes, a  $p$ -value  $< .05$  was considered significant. The authors held regular meetings to discuss uncertainties and clarify eligibility criteria. Any discrepancies in selecting the final papers for inclusion and extracting the data were resolved through discussion and consultation with the full review team.

### Quality assessment

Study quality was assessed using the Mixed Methods Appraisal Tool (MMAT; Hong et al., 2018). The MMAT is

designed for the methodological quality appraisal of systematic mixed method reviews including quantitative, qualitative, and mixed method studies that are based on empirical data only. The MMAT criteria include an assessment of quality across two screening questions for all study designs: (1) “Are there clear research questions?” and (2) “Do the collected data allow to address the research questions?”, and five additional domains that differ across study types (Hong et al., 2018). Each screening question and domain are scored on a categorical scale (“yes”, “no”, “can’t tell”). All studies are required to pass the screening questions and further appraisal is not recommended when the answer is “no” or “can’t tell” to one or both screening questions (Hong et al., 2018). No studies were excluded based on the screening questions in the current review.

The first three authors independently assessed two thirds of all studies, such that each study was assessed by two authors. In line with previous studies (Usher et al., 2020), a score for the overall quality assessment was calculated as a high, medium, or low quality based on the total number of “yes” responses across the seven categories, such that 6–7 “yes” responses=high quality study, 3–5 “yes” responses=medium quality study, and  $<3$  “yes” responses=low quality

<ul style="list-style-type: none"> <li>• <b>Amplify trust</b> through communication and collaboration</li> </ul>	<ul style="list-style-type: none"> <li>• Provide clear and consistent communication to the public about government actions, policies, and resources available during a financial crisis to reduce uncertainty and anxiety</li> <li>• Enhance transparency in government and financial institutions to build trust and confidence among the public</li> <li>• Hold those responsible for financial misconduct accountable</li> <li>• Advocate for the importance of social support</li> <li>• Involve stakeholders from various sectors, including businesses, community organisations, and civil society in the policymaking process to ensure a more comprehensive and effective response</li> <li>• Collaborate with international organisations and neighbouring countries to coordinate responses to global financial crises, as these crises often have cross-border impacts</li> </ul>
<ul style="list-style-type: none"> <li>• <b>Support job preservation and creation</b></li> </ul>	<ul style="list-style-type: none"> <li>• Implement policies that support job preservation and creation, such as subsidies for businesses to retain employees, investments in infrastructure projects, and programmes to promote entrepreneurship</li> <li>• Allocate resources to education and job training programmes to help individuals acquire new skills and adapt to changing job market demands</li> <li>• Offer financial education programmes and counselling services to help individuals and families navigate financial challenges and make informed decisions</li> </ul>
<ul style="list-style-type: none"> <li>• <b>Plan for the long-term</b></li> </ul>	<ul style="list-style-type: none"> <li>• Collect and analyse data on the well-being of the population, including mental health indicators, to assess the impact of policy measures and make informed adjustments</li> <li>• Develop and implement long-term economic plans that prioritise resilience and sustainability to reduce the likelihood of future financial crises</li> </ul>
<ol style="list-style-type: none"> <li>1. <b>Implement effective social safety nets</b></li> </ol>	<ul style="list-style-type: none"> <li>• Reorganise governments and companies' budgets to establish financial relief programmes and work access programmes</li> <li>• Promote awareness of the risks of financial crises on mental health through government- and organisation-funded tailored campaigns and initiatives</li> <li>• Strengthen and expand social safety net programmes, including unemployment benefits, food assistance, and housing support, to provide a safety net for individuals and families affected by the crisis</li> <li>• Encourage financial inclusion by expanding access to banking services and promoting responsible lending practices to reduce vulnerability to financial shocks</li> <li>• Explore options for debt relief and restructuring for individuals and businesses facing insurmountable debt burdens</li> <li>• Consider gender-sensitive policies that address the unique challenges faced by men and women during financial crises, including targeted support for single parents, job training and reintegration programmes, and accessible mental health services</li> </ul>
<ul style="list-style-type: none"> <li>• <b>Regulate financial markets</b></li> </ul>	<ul style="list-style-type: none"> <li>• Strengthen financial market regulations to prevent excessive risk-taking and speculative behaviour that can contribute to financial crises</li> <li>• Consider monetary and fiscal policies to stabilise and stimulate the economy, such as lowering interest rates, increasing government spending on infrastructure, and providing tax relief to individuals and businesses</li> <li>• Replicate models of countries with strong welfare systems</li> </ul>
<ul style="list-style-type: none"> <li>• <b>Ensure accessible healthcare</b></li> </ul>	<ul style="list-style-type: none"> <li>• Ensure that affordable healthcare services, including mental health support, are readily available to all citizens, especially during times of crisis</li> <li>• Facilitate access to mental health care, for example by including psychological health in private health insurances, providing government-funded access to psychological help in line with individuals' annual income, and instituting or protecting paid sick leave for mental health</li> <li>• Provide educational training for healthcare professionals to assess patients' mental health</li> <li>• Allocate resources to expand mental health services and reduce the stigma associated with seeking mental health support during times of economic hardship, for example through marketing campaigns</li> <li>• Consider how health financing structures impact mental health access and outcomes, especially during times of economic hardship</li> <li>• Reduce or eliminate co-payments for mental health services to ensure that individuals get the care they need without added financial stress</li> </ul>

**Figure 2.** ASPIRE: Principles and stakeholder actions to prevent adverse consequences of financial crises on mental health and well-being outcomes.

study. Cohen's kappa ( $\kappa$ ; Cohen, 1960) was calculated to determine interrater reliability, showing good agreement between total scores (83.7%;  $\kappa=0.716$ ,  $p < .001$ ). Discrepancies were due to differences in interpretation of criteria and were resolved through discussion, and with the involvement of all authors, until a 100% agreement in coding was reached.

## Results

### Paper selection

As of November 21, 2022, the search protocol yielded 6,996 papers (see Figure 1). After removing duplicates ( $n=1592$ ) and incomplete or non-relevant records ( $n=1507$ ), 3897 papers were screened based on the title and abstract. Of these, 3746 were excluded and 151 were sought for retrieval, of which one report could not be retrieved. In total, 150 articles were assessed for eligibility. Fourteen papers were excluded because they did not assess mental health outcomes or did not provide separate data for mental health outcomes (e.g. aggregated mental health-related mortality data with other causes of mortality); 24 studies were excluded because they did not assess a financial crisis or the period before, during, or after a financial crisis; and 14 studies were excluded because they did not assess the effect of a financial crisis on mental health outcomes.

### Study characteristics

A final sample of 98 studies was included in this review (see Table 1), consisting of 79 repeated cross-sectional studies, 13

longitudinal studies, 3 cross-sectional studies, 1 cohort study, 1 ecological study, and 1 mixed method study. The studies were conducted across Europe ( $n=61$ ), North America ( $n=10$ ), Asia ( $n=7$ ), and Australia ( $n=5$ ), with some studies conducted in multiple countries ( $n=15$ ). The financial crises explored included the Asian Economic Crisis (1997–1998;  $n=2$ ), Global Financial Crisis (2007–2008;  $n=79$ ), Greek Government Debt Crisis (2007–2008;  $n=2$ ), Swedish Economic Recession (1990–1994;  $n=4$ ), Finnish Economic Recession (1991–1993;  $n=3$ ), South-Korean Financial Crisis (1997;  $n=2$ ), and other periods of economics recession, austerity, and financial or banking crises ( $n=6$ ). Most studies investigated the effect of financial crises on suicide rates ( $n=48$ ), depression ( $n=30$ ), and anxiety ( $n=14$ ), with fewer studies considering other mental health outcomes, including stress ( $n=10$ ), life satisfaction ( $n=5$ ), self-reported well-being ( $n=4$ ), and sleep quality ( $n=3$ ).

### Study quality

Based on the MMAT matrix, 86 studies were classified as quantitative non-randomised (see Table 2), 11 studies were classified as quantitative descriptive (see Table 3), and one study was classified as mixed methods (see Table 4). Overall, 87 studies were rated as high quality, 11 studies were rated as medium quality, and no studies were rated as low quality.

### The effect of financial crises on suicide-related outcomes

Suicide rates were the most commonly measured outcomes in the studies reviewed ( $n=41$  of a possible  $n=98$ ). The



Table 1. Characteristics of the included studies.

Author(s) (Year)	Study information			Participant characteristics			Study characteristics			Results
	Country	Financial crisis (Data collection period)	N (%Female)	Age in years <i>M</i> ( <i>SD</i> )	Race and ethnicity	Socioeconomic status	Study Design	Mental health outcomes		
Alvarez-Galvez et al. (2017)	Spain	Global Financial Crisis (1995–2006, 2007–2011, 2011–2014)	Nation-wide dataset	–	–	–	Repeated cross-sectional	Suicide rates	Suicide rates increased during the second period of economic recession (2011–2014), but not during the first period (2007–2011); unemployment and per capita GDP positively associated with suicide rates	
Alvarez-Galvez et al. (2021)	Spain	Multiple periods of economic recession & austerity (1980–1991, 1992–2007, 2008–2010, 2011–2017)	Nation-wide dataset	–	–	–	Repeated cross-sectional	Suicide rates	Suicide rates did not change after the 2008 recession, but increased after the 2011 recession; unemployment positively associated with suicide rates; mixed effect of age on suicide rates	
Antonakakis & Collins (2014)	Greece	Global Financial Crisis (1968–2011)	–	–	–	–	Repeated cross-sectional	Suicide rates	Suicide rates increased from 2009 to 2011; male sex, unemployment (men > women), higher age, and reductions in government expenditure (men only) positively associated with suicide rates; increased fertility rates negatively associated with suicide rates; alcohol consumption and divorce rates not associated with suicide rates	
Ásgeirsdóttir et al. (2020)	Iceland	Global Financial Crisis (2002–2008, 2008–2014)	Nation-wide dataset	–	–	–	Repeated cross-sectional	Suicide rates	No significant change in suicide rates from pre- to post-crisis; among men only, higher age and being unmarried predicted higher suicide rates; sex, unemployment, GDP, and balance of trade did not predict suicide rates	

(Continued)

Table 1. Continued.

Study information			Participant characteristics			Study characteristics		
Author(s) (Year)	Country	Financial crisis (Data collection period)	Age in years <i>M</i> ( <i>SD</i> )	Race and ethnicity	Socioeconomic status	Study Design	Mental health outcomes	Results
			<i>N</i> (%Female)					
Astell-Burt & Feng (2013)	United Kingdom	Global Financial Crisis (2006–2010)	18.8% 16–15 yrs, 19.9% 26–35 yrs, 25.1% 36–45 yrs, 22.5% 46–55 yrs, 13.8% 56–64 yrs	90.2% White, 2.1% Indian, 1.6% other ethnic group, 1.5% Pakistani, 1.2% Black African, 0.9% Black Caribbean, 0.8% other Asian, 0.5% Bangladeshi, 0.5% Chinese, 0.8% mixed ethnicity	Education: 12.4% none, 22.9% GCSE, 23.0% A-Level, 28.8% higher education, degree, or equivalent, 12.1% other qualifications; economic status: 73.8% employed, 4.9% unemployed, 21.3% economically inactive; occupation: 33.9% managerial and professional, 17.4% intermediate, 30.2% routine and manual, 18.5% never worked and long-term unemployed	Repeated cross-sectional	Health status (depression, mental illness)	Rise in unemployment following financial crisis predicted prevalence of depression and mental illness
Avčič et al. (2011)	Slovenia	Global Financial Crisis (2009)	39.2 (9.3)	–	Education: 0.6% primary school, 6.5% vocational school, 23.4% high school, 14.3% some college, 42.8% university, 8.2% masters, 3.7% doctorate; employment: 54.4% private sector, 28.0% public sector, 88.6% permanent job position, 11.4% temporary job position; occupation: >70% employed as 'white collar workers'	Cross-sectional	Depression, anxiety	Employees affected by the crisis reported higher levels of depression and anxiety; perceived impact of economic crisis associated with working in the private sector, lower income, having a bank loan, stock market losses, company profit reductions, increased workload, mobbing at work, and older age

(Continued)

Table 1. Continued.

Study information			Participant characteristics			Study characteristics			
Author(s) (Year)	Country	Financial crisis (Data collection period)	N (%Female)	Age in years <i>M</i> ( <i>SD</i> )	Race and ethnicity	Socioeconomic status	Study Design	Mental health outcomes	Results
Bacigalupe et al. (2016)	Spain	Global Financial Crisis (1997, 2002, 2007, 2013)	20,231 (53%)	16–64 yrs	–	Employment: men: 65.7–76.9% employed, 4.2–16.7% unemployed, 9.4–14.5% student, 7.5–10.2% retired and others; women: 34.5–57.2% employed, 5.2–13.0% unemployed, 17.4–38.7% homemaker, 9.6–13.6% student, 1.7–4.9% retired and others	Repeated cross-sectional	Mental health (depression, anxiety)	Depression and anxiety increased from 2007 to 2023; mental health worsened more among individuals aged 35–44yrs, employed men, students and unemployed individuals, manual workers, and individuals from lower classes
Barr et al. (2012)	United Kingdom	Global Financial Crisis (2000–2008)	Nation-wide dataset	–	–	–	Repeated cross-sectional	Suicide rates	Suicide rates increased above the expected trend between 2008 and 2010; unemployment associated with suicide rates among men only
Barr et al. (2015)	United Kingdom	Global Financial Crisis, consequent austerity and welfare reform (2004–2013)	2,171,741 (-)	–	–	–	Repeated cross-sectional	Mental health (depression, bad nerves, anxiety, mental illness, phobias, panics, other nervous disorders)	Prevalence of people reporting mental health problems significantly increased between 2009 and 2013, compared to previous trends; prevalence associated with lower education, unemployment, and decrease in income
Bartoll et al. (2014)	Spain	Global Financial Crisis (2006–2007, 2011–2012)	2006–2007: 12,019 (-); 2011–2012: 8355 (-)	–	–	Employment: men: 74.8% and 61.2% employed in 2006–2007 and 2011–2012, respectively; women: 52.3% and 51.1% employed in 2006–2007 and 2011–2012, respectively	Repeated cross-sectional	Mental health (depression, anxiety)	Depression and anxiety increased from pre- to post-crisis among men and decreased among women; increase in depression and anxiety higher among men aged 35–44 and 45–54yrs, lower social class, lower education, foreigners, and breadwinners

(Continued)



Table 1. Continued.

Study information			Participant characteristics		Study characteristics				
Author(s) (Year)	Country	Financial crisis (Data collection period)	N (%Female)	Age in years <i>M</i> ( <i>SD</i> )	Race and ethnicity	Socioeconomic status	Study Design	Mental health outcomes	Results
Baumbach & Gullis (2014)	Europe (Bulgaria, Czech Republic, Finland, Germany, Poland, Portugal, Slovakia, Slovenia)	Global Financial Crisis (2000–2010)	Nation-wide datasets	–	–	–	Repeated cross-sectional	Suicide rates	Suicide mortality increased in Germany (+5.3%), Portugal (+5.2%), Czech Republic (+7.6%), Slovakia (+22.7%), and Poland (+19.3%); effect of unemployment on suicide higher in countries with lower social spending
Bayliss et al. (2017)	United Kingdom	Global Financial Crisis (2004–2010)	10,260 (51%)	Pre-recession: 8% 16–24 yrs, 19% 25–34 yrs, 40% 35–49 yrs, 33% 50–59/64 yrs; post-recession: 9% 16–24 yrs, 20% 25–34 yrs, 43% 35–49 yrs, 28% 50–59/64 yrs	–	Employment: pre-recession: 66% employed; post-recession: 65% employed; education: pre-recession: 20% high, 69% intermediate, 11% none; post-recession: 21% high, 69% intermediate, 10% none; income: pre-recession: £3,605/month; post-recession: £3,696/month	Repeated cross-sectional	Life satisfaction, positive psychological health	Life satisfaction remained stable from pre- to post-recession; positive psychological health declined from pre- to post-recession; positive psychological health lower in women, people in older age bands (35–49 and 50+ yrs), those that considered themselves disabled, people with lower average household income, and people who are unemployed or in unstable employment
Boyce et al. (2018)	United Kingdom	Global Financial Crisis (2006–2007, 2009–2010)	8661 (56%)	46.4 (17.3)	–	Education: 25% none; 16% degree; 7% other higher degree; 19% A-levels; 26% O-levels; 5% other; 2% missing data; employment: 51% employed; 7% self-employed; 3% unemployed; 20% retired; 1% on maternity leave; 7% looking after family; 4% full-time student; 4% long-term sick/disabled; 1% other; 2% missing data; income: £2822 (1896)	Longitudinal	Life satisfaction	Life satisfaction decreased from pre- to post-recession; lower or middle age, unemployment, loss of income, and pre-existing sickness or disability associated with decreased life satisfaction; higher education, employment, and higher income associated with increased life satisfaction

(Continued)

Table 1. Continued.

Author(s) (Year)	Study information		Participant characteristics			Study characteristics			Results
	Country	Financial crisis (Data collection period)	N (%Female)	Age in years <i>M</i> ( <i>SD</i> )	Race and ethnicity	Socioeconomic status	Study Design	Mental health outcomes	
Branas et al. (2015)	Greece	Multiple periods of austerity and prosperity (1983–2012)	Nation-wide dataset	–	–	–	Repeated cross-sectional	Suicide rates	Austerity events associated with increased suicide rates among men and women; prosperity events associated with decreased suicide rates among men only
Buffel et al. (2015)	20 countries across Europe	Global Financial Crisis (2006, 2012)	51,679 (53%)	–	–	–	Repeated cross-sectional	Depression	Overall depression decreased from 2006 to 2012; country-specific depression increased from 2006 to 2012, particularly in countries most strongly affected by the crisis (Spain, Cyprus); rate of unemployment positively associated with depression, particularly among men and middle-aged individuals (35–49yrs)
Chan et al. (2014)	South Korea	Global Financial Crisis (2003–2011)	Nation-wide dataset	–	–	–	Repeated cross-sectional	Suicide rates	Suicide rates increased from pre- to post-crisis; unemployment and working in a managerial role positively associated with suicide rates
Chang et al. (2009)	Hong Kong, Japan, Singapore, South Korea, Taiwan, Thailand	Asian Economic Crisis (1985–2006)	Nation-wide dataset	–	–	–	Repeated cross-sectional	Suicide rates	Among men/women, suicide rates rose from 1997 to 1998 by 39/23% in Japan, 44/14% in Hong Kong, 45/25% in Korea, and in Thailand (incomplete data), but not in Taiwan or Singapore; increases in unemployment partially predicted male suicide rates; middle-aged men (35–64yrs; Japan) and older adults (65+ yrs) had highest suicide rates

(Continued)

Table 1. Continued.

Author(s) (Year)	Study information		Participant characteristics			Study characteristics			Results
	Country	Financial crisis (Data collection period)	Age in years <i>M</i> ( <i>SD</i> )	Race and ethnicity	Socioeconomic status	Study Design	Mental health outcomes		
Chang et al. (2013)	54 countries (27 European countries, 18 American countries, 8 Asian countries, 1 African country)	Global Financial Crisis (2000–2007, 2009)	–	–	–	Repeated cross-sectional	Suicide rates	Suicide rates mainly increased among men in European (15–24yrs) and American (45–64yrs) countries; increase in unemployment positively associated with suicide rates, particularly in countries with low levels of unemployment before the crisis	
Coope et al. (2014)	United Kingdom & Wales)	Global Financial Crisis (2001–2011)	–	–	–	Repeated cross-sectional	Suicide rates	No change in female suicide rates from pre- to post-crisis; male suicide rates increased from pre- to post-crisis; increase in unemployment rates, personal debt, house repossessions in younger men, and job loss and long-term unemployment in men aged 35–44yrs associated with increased suicide rates	
Corcoran et al. (2015)	Ireland	Global Financial Crisis (2008–2012)	–	–	–	Repeated cross-sectional	Suicide rates, self-harm presentations	No change in female suicide rates from pre- to post-crisis; male suicide rates increased by 57% from pre- to post-crisis; male and female self-harm presentations increased by 31% and 22%, respectively; men aged 25–44yrs at highest risk for increased suicide and self-harm	
Córdoba-Doña et al. (2014)	Spain	Global Financial Crisis (2003–2007, 2008–2012)	–	–	–	Repeated cross-sectional	Suicide attempts	Suicide attempts increased from pre- to post-crisis, particularly among individuals aged 35–54yrs; unemployment rates positively associated with suicide attempts in men only	
De Vogli et al. (2013)	Italy	Global Financial Crisis (2000–2010)	–	–	–	Repeated cross-sectional	Suicide rates and suicide attempts	Rise in suicides rates and suicide attempts increased from pre- to post-crisis	

(Continued)

Table 1. Continued.

Author(s) (Year)	Study information		Participant characteristics			Study characteristics			Results
	Country	Financial crisis (Data collection period)	Age in years <i>M</i> ( <i>SD</i> )	Race and ethnicity	Socioeconomic status	Study Design	Mental health outcomes		
Deaton (2012)	United States of America	Global Financial Crisis (2008–2010)	–	–	–	Longitudinal	Self-reported well-being	Life evaluation and positive affect decreased and worry and stress increased from 2008 to 2009; measures had largely recovered by 2010	
Drydakís (2015)	Greece	Global Financial Crisis (2008–2009, 2010–2013)	39.4 (8.8)	–	Employment: 62.2% employed; education: 25.4% higher education; income: €884.83 (893.7)	Repeated cross-sectional	Depression	Mental health decreased from pre- to post-crisis; unemployment negatively associated with mental health, particularly in women	
Economou et al. (2011)	Greece	Global Financial Crisis (2009, 2011)	–	–	–	Repeated cross-sectional	Suicide attempts	Suicide attempts increased by 36% from 2009 to 2011; economic distress positively associated with suicide attempts	
Economou et al. (2013)	Greece	Global Financial Crisis (2008, 2011)	–	–	Employment: 2008: 91.0% employed; 2011: 85.5% employed; education: 2008: 54.4% <11 yrs, 36.1% 12 yrs, 13.5% >13 yrs; 2011: 59.9% <11 yrs, 29.0% 12 yrs, 11.1% >13 yrs	Repeated cross-sectional	Major depression	Prevalence in major depression increased from 2008 to 2011; economic hardship positively associated with depression prevalence; young people, married persons, individuals with financial distress, and people who used medication were more likely to have major depression in 2011	
Economou et al. (2013)	Greece	Global Financial Crisis (2009, 2011)	2009: 9.6% <24 yrs, 18.7% 25–34 yrs, 14.8% 35–44 yrs, 20.6% 45–54 yrs, 17.5% 55–64 yrs, 18.6% >65 yrs; 2011: 9.9% < 24 yrs, 18.9% 25–34 yrs, 16.3% 35–44 yrs, 18.8% 45–54 yrs, 16.3% 55–64 yrs, 19.8% >65 yrs	–	Employment: 2009: 84.4% employed; 2011: 85.5% employed; education: 2009: 49.1% <11 yrs, 37.1% 12 yrs, 13.8% >13 yrs; 2011: 59.9% <11 yrs, 29.0% 12 yrs, 11.1% >13 yrs	Repeated cross-sectional	Suicidal ideation, suicide attempts	Suicidal ideation and suicide attempts increased from 2009 to 2011, particularly among men, older people, married individuals, individuals with higher education, individuals who used psychotropic medications, individuals who had sought help from a mental health professional, individuals with major depression, and individuals with a history of suicide attempts	

(Continued)

Table 1. Continued.

Author(s) (Year)	Study information		Participant characteristics			Study characteristics			Results
	Country	Financial crisis (Data collection period)	N (%Female)	Age in years <i>M</i> ( <i>SD</i> )	Race and ethnicity	Socioeconomic status	Study Design	Mental health outcomes	
Economou et al. (2016a)	Greece	Global Financial Crisis (2008, 2009, 2011, 2013)	2188 (-)	-	-	-	Repeated cross-sectional	Suicidal ideation, suicide attempts	Suicidal ideation and suicide attempts declined from 2011 to 2013; presence of major depression, previous suicide attempt, unemployment, and economic hardship increased odds of suicidal ideation; presence of major depression, previous suicide attempt, and low levels of interpersonal trust increased odds of suicide attempts
Economou et al. (2016b)	Greece	Global Financial Crisis (2008, 2009, 2011, 2013)	~ 2100/survey (-)	-	-	-	Repeated cross-sectional	Major depression	Prevalence in major depression increased between 2008 and 2013; in 2008, 2009, and 2011, women manifested higher rates of major depression than men; in 2013, men aged 35–44yrs had higher prevalence of depression
Friedman & Thomas (2009)	Indonesia	Asian Economic Crisis (1993, 1998, 2000)	1993: 12,521 (55%); 1998: 6150 (52%); 2000: 21,399 (53%)	-	-	-	Longitudinal	Psychological distress (sadness, anxiety, sleeping difficulties, poor general health)	Psychological distress increased from pre- to post-crisis; older age, female sex, and lower education associated with higher levels of anxiety, sadness, sleeping difficulties, and poor general health; lower education associated with higher levels of sadness, sleeping difficulties, and poor general health, but higher education associated with higher levels of anxiety
Garcy and Vägerö (2012)	Sweden	Swedish Economic Recession (1997–2002)	3,392,169 (-)	-	-	-	Repeated cross-sectional	Suicide rates	Unemployment due to the crisis associated with increased suicide rates among men
Garcy and Vägerö (2013)	Sweden	Swedish Economic Recession (1993–1996, 1997–2002)	3,424,550 (48%)	-	-	Education: 30.7% of men and 37.8% of women ≤2yrs secondary upper school	Repeated cross-sectional	Suicide rates	Suicide rates increased from pre- to post-recession (but not during) in unemployed men

(Continued)

Table 1. Continued.

Study information		Participant characteristics			Study characteristics				
Author(s) (Year)	Country	Financial crisis (Data collection period)	N (%Female)	Age in years <i>M</i> ( <i>SD</i> )	Race and ethnicity	Socioeconomic status	Study Design	Mental health outcomes	Results
Gill et al. (2013)	Spain	Global Financial Crisis (2006–2007, 2010–2011)	13,816 (61.3%)	48.4 (15.1)	–	–	Repeated cross-sectional	Mental disorders (mood, anxiety, somatoform symptoms, alcohol-related disorders, eating disorders)	Prevalence in all mental disorders, apart from eating disorders, increased from pre- to post-crisis; unemployment, mortgage repayment difficulties, and evictions predicted risk of mental disorders
Hagquist (1998)	Sweden	Swedish Economic Recession (1980–1996)	1,166,164 (49%)	–	–	–	Repeated cross-sectional	Suicide rates	Suicide rate decreased between 1980 and 1996, as well as during and following the recession; suicide risk higher among those who had ever received social allowance
Halvorsen (2016)	Greece, Portugal, Ireland, Spain	Global Financial Crisis (2002–2014)	Nation-wide datasets	–	–	–	Repeated cross-sectional	Life satisfaction	Life satisfaction decreased in all countries, apart from Portugal, from pre- to post-crisis; Ireland had strongest decline in life satisfaction; lack of political trust (Greece), poor health (Ireland), and unemployment (Portugal, Spain) associated with lower life satisfaction
Harper & Bruckner (2017)	United States of America	Global Financial Crisis (1999–2013)	Nation-wide dataset	–	–	–	Repeated cross-sectional	Suicide rates	The crisis did not have an added impact on suicide rates

(Continued)



Table 1. Continued.

Study information			Participant characteristics			Study characteristics			
Author(s) (Year)	Country	Financial crisis (Data collection period)	N (%Female)	Age in years <i>M</i> ( <i>SD</i> )	Race and ethnicity	Socioeconomic status	Study Design	Mental health outcomes	Results
Hauksdóttir et al. (2013)	Iceland	Global Financial Crisis (2007, 2009)	3755 (53%)	52.3 (16.0)	–	Education: 47.1% basic, 27.1% middle, 25.9% University degree; employment: 75.6% employed, 4.0% unemployed, 14.1% student, 18.2% homemaker/on parental leave, 8.1% disabled, 21.5% retired; occupation: 22.9% executive, 39.1% skilled, 20.3% nonskilled, 17.7% not engaged in paid work; income: 20.6% low ( $\leq 3.4$ million Ikr), 61.4% middle (3.5–9.4 million Ikr), 18.0% high ( $\geq 9.5$ million Ikr)	Longitudinal	Perceived stress	Stress increased from pre-to post-crisis among women only, particularly among unemployed women, students, women with middle level education, and women in the middle-income bracket
Hintikka et al. (1999)	Finland	Finnish Economic Recession (1985–1995)	Nation-wide dataset	–	–	–	Repeated cross-sectional	Suicide rates	Male and female suicide rates decreased from pre- to post-recession; mean alcohol consumption (men and women) positively associated with suicide rates; no effect of unemployment or divorce rate on suicide rates
Iglesias-García et al. (2014)	Spain	Global Financial Crisis (2000–2010)	1,078,406 (52%)	–	–	–	Repeated cross-sectional	Mental health services demand	Demand for mental health services decreased from 2000 to 2010; unemployment rate negatively associated with demand; CPI and GDP not associated with demand
Iglesias-García et al. (2017)	Spain	Global Financial Crisis (1999–2013)	Nation-wide dataset	–	–	–	Repeated cross-sectional	Suicide rates	Suicide rates did not increase from pre- to post-crisis; unemployment was not associated with suicide rates during or post-crisis

(Continued)

Table 1. Continued.

Author(s) (Year)	Study information		Participant characteristics			Study characteristics			Results
	Country	Financial crisis (Data collection period)	N (%Female)	Age in years <i>M</i> ( <i>SD</i> )	Race and ethnicity	Socioeconomic status	Study Design	Mental health outcomes	
Jenkins et al. (2023)	United States of America	Global Financial Crisis (2004–2011)	Pre-recession cohort: 587 (53%); post-recession cohort: 351 (52%)	Pre-recession cohort: 52.6 (10.0); post-recession cohort: 51.8 (10.3)	91% White, 4% Hispanic, 3% Black, 1% Native American or Alaska Native, Aleutian Islander/ Eskimo, <1% Asian, 3% other or unspecified	Education: pre-recession cohort: 7.84yrs (2.26), post-recession cohort: 8.18yrs (2.30); employment: pre-recession cohort: 57.17% employed, post-recession cohort: 59.53% employed; income: pre-recession cohort: \$91,614.01 (63,255.98), post-recession cohort: \$105,981.59 (65,068.43)	Repeated cross-sectional	Positive and negative affect	Post-recession cohort reported higher negative affect and lower positive affect relative to the pre-recession cohort; lower financial well-being associated with greater negative affect among pre-recession cohort only
Katikireddi et al. (2012)	United Kingdom (England)	Global Financial Crisis (1991–2010)	106,985 (>50%)	25–64 yrs	–	–	Repeated cross-sectional	Mental health (anxiety, depression)	Mental health decreased from pre- to post-crisis among men only; employment status not associated with changes in mental health
Khang et al. (2005)	South Korea	South Korean Financial Crisis (1990–2002)	Nation-wide dataset	–	–	–	Repeated cross-sectional	Suicide rates	Suicide rates increased from pre- to post-crisis, particularly among men
Kim (2021)	South Korea	Periods of economic recession (1993–2017)	Nation-wide dataset	–	–	–	Repeated cross-sectional	Suicide rates	Suicide rates increased during the 1997 and 2008 financial crises, particularly among those in managerial positions
Kim et al. (2004)	South Korea	South Korean Financial Crisis (1995–1999)	Nation-wide dataset	–	–	–	Repeated cross-sectional	Suicide rates	Suicide rates increased from pre- to during the crisis and then decreased post-crisis to pre-crisis levels
Konieczna et al. (2022)	Denmark	Global Financial Crisis (2001–2008; 2009–2016)	Nation-wide dataset	–	–	–	Repeated cross-sectional	Suicide rates	Suicide rates increased among men but decreased among women from pre- to post-crisis; unemployment rates positively associated with suicide rates

(Continued)

Table 1. Continued.

Study information			Participant characteristics			Study characteristics			
Author(s) (Year)	Country	Financial crisis (Data collection period)	N (%Female)	Age in years <i>M</i> ( <i>SD</i> )	Race and ethnicity	Socioeconomic status	Study Design	Mental health outcomes	Results
Konstantakopoulos et al. (2019)	Greece	Global Financial Crisis (2008–2013)	1,865 (66–72%)	43.9–46.4 (-)	–	Education: 10.9–11.4yrs	Repeated cross-sectional	Suicide attempts, mental disorders	Mental disorders increased from pre- to post-crisis; changes in rates of suicide attempts were not statistically significant
Kronenberg & Boehnke (2019)	United Kingdom (England, Wales, Scotland)	Global Financial Crisis (2011–2012)	21,981 (54%)	–	93% White	–	Repeated cross-sectional	Work-related common mental distress	Increased workload and changes in nonfinancial benefits of work due to the financial crisis positively associated with mental distress
Kubrin et al. (2022)	Greece	Greek Debt Crisis (1995–2015)	–	–	–	–	Repeated cross-sectional	Suicide rates	Austerity policies associated with increased suicide rates, particularly among men
Lalotis et al. (2016)	Greece	Global Financial Crisis (2001–2008, 2008–2013)	Nation-wide dataset	–	–	–	Repeated cross-sectional	Suicide rates, mental health	Suicide rates and mental health problems increased from pre- to post-crisis
Lee et al. (2010)	Hong Kong	Global Financial Crisis (2007, 2009)	2007: 3016 (53%); 2009: 2011 (53%)	–	–	Income: 2007: 47.9% \$10,000–\$29,999 per month; 2009: 46.6% \$10,000–\$29,999 per month	Repeated cross-sectional	Major Depressive Episodes (MDEs)	MDE prevalence increased from pre- to post-crisis among men and women, individuals aged 55–65yrs, those with only a secondary education level, married/cohabiting individuals, divorced/widowed individuals, employed, homemaking, individuals in the lowest and high-middle income groups, and those who experienced large investment loss
Bonnie Lee et al. (2017)	Taiwan	Global Financial Crisis (2007–2012)	11.6 million (47%)	24–59yrs	–	–	Longitudinal	Hospitalisation due to depressive illnesses	Hospitalisations increased from pre- to post-crisis, particularly among women and individuals on a low income

(Continued)

Table 1. Continued.

Author(s) (Year)	Study information			Participant characteristics			Study characteristics		
	Country	Financial crisis (Data collection period)	N (%Female)	Age in years <i>M</i> ( <i>SD</i> )	Race and ethnicity	Socioeconomic status	Study Design	Mental health outcomes	Results
Lindström and Giordano (2016)	United Kingdom	Global Financial Crisis (2007–2009)	11,743 (55%)	29.1% 16–34 yrs, 19.7% 35–44 yrs, 16.9% 45–54 yrs, 15.2% 55–64 yrs, 19.1% ≥65 yrs	–	Education: 22.4% undergraduate or higher, 20.5% year 11, 13, 31.2% year 11, 25.9% none; employment: 58.7% employed, 5.9% full-time student, 21.4% retired, 14.0% unemployed	Longitudinal	Psychological well-being	Psychological well-being decreased from pre- to post-crisis, particularly among women, unmarried individuals, individuals with poor self-reported health, unemployed, and those whose financial situation worsened due to the crisis; being better off financially, lower level of education, and older age protected against worse psychological well-being
Lopez Bernal et al. (2013)	Spain	Global Financial Crisis (2005–2008, 2008–2010)	45.7 million (51%)	–	–	–	Repeated cross-sectional	Suicide rates	Suicide rates increased from pre- to post-crisis, particularly among men, individuals living in the Mediterranean and Northern areas, and those of working age
López-Contreras et al. (2019)	Spain	Global Financial Crisis (2006–2008, 2009–2012, 2013–2016)	1,178 (31%)	≥25 yrs	–	–	Repeated cross-sectional	Suicide rates	Suicide rates decreased from pre- to post-crisis
Madianos et al. (2011)	Greece	Global Financial Crisis (2008, 2009)	2008: 2,197 (51%); 2009: 2192 (51%)	2008: men: 38.9 (1.5), women: 37.4 (1.7); 2009: men: 37.8 (1.6), women: 37.0 (1.5)	–	Education: 2008: 13.5% > 13 yrs; 2009: 13.8% > 13 yrs	Repeated cross-sectional	Major Depressive Episodes (MDEs)	MDE prevalence increased from pre- to post-crisis; individuals experiencing economic hardship most at risk for MDEs
Mattei et al. (2014)	Italy	Global Financial Crisis (2000–2010)	–	–	–	–	Ecological	Suicide rates	Suicide rate did not change from pre- to mid-crisis; male completed and attempted suicides significantly associated with unemployment rate and GDP
McInerney et al. (2013)	United States of America	Global Financial Crisis (2006, 2008)	10,020 (57%)	>50 yrs	16% Black, 10% Hispanic, 4% other	–	Longitudinal	Mental health status and behaviours	Depression and use of antidepressants increased from pre- to post-crisis, particularly among respondents with prior high levels of stock holdings

(Continued)

Table 1. Continued.

Author(s) (Year)	Study information		Participant characteristics			Study characteristics			Results
	Country	Financial crisis (Data collection period)	N (%Female)	Age in years <i>M</i> ( <i>SD</i> )	Race and ethnicity	Socioeconomic status	Study Design	Mental health outcomes	
McLaughlin et al. (2012)	United States of America	Global Financial Crisis (2008, 2010)	1,547 (53%)	65% <52 yrs; 35% ≥52 yrs	87.6% White, 8% Black	Education: 15.3% <12 yrs, 42.9% high school diploma, 41.8% college; income: 55.3% <US\$35000/yr, 44.7% ≥US\$35000/yr; employment: 25.9% unemployed and seeking for employment	Longitudinal	Depression, anxiety, post-traumatic stress	Exposure to foreclosure during wave 1 of the crisis (2008) associated with an increased rate of symptoms of depression and anxiety at wave 2 (2010)
Mertens & Beblo (2016)	United Kingdom, Germany	Global Financial Crisis (1996–2010)	Nation-wide datasets	–	–	–	Longitudinal	Life satisfaction	Life satisfaction decreased from pre- to post-crisis
Merzagora et al. (2016)	Italy	Global Financial Crisis (2002–2007, 2008–2013)	–	–	–	–	Repeated cross-sectional	Suicide rates	Suicide rates did not change from pre- to post-crisis; physical or psychological disease increased suicide risk; lower age and married status decreased suicide risk; sex, urban context, and employment status not associated with suicide risk
Milner et al. (2014)	Australia	Global Financial Crisis (2001–2010)	Nation-wide dataset	–	–	–	Repeated cross-sectional	Suicide rates	Suicide rates increased from pre- to post-crisis, particularly among employed men and economically inactive/unemployed men and women
Milner et al. (2015)	Australia	Global Financial Crisis (2001–2006, 2007, 2008, 2009)	20.1 million (63%)	–	–	–	Repeated cross-sectional	Suicide rates	Suicide rates increased from pre- to post-crisis, particularly among unskilled, technical, and trade workers
Mohseni-Cheraghloou (2016)	Multi-country	Various financial/banking crises (1981–2007)	Nation-wide datasets	–	–	–	Repeated cross-sectional	Suicide rates	Suicide rates increased in time of financial crises; women, individuals in middle-income countries, and East-Asian economies were more susceptible to increased suicide rates; higher rates of recession associated with worse suicide rates

(Continued)

Table 1. Continued.

Study information			Participant characteristics			Study characteristics			
Author(s) (Year)	Country	Financial crisis (Data collection period)	N (%Female)	Age in years M (SD)	Race and ethnicity	Socioeconomic status	Study Design	Mental health outcomes	Results
Mylona et al. (2014)	Greece	Global Financial Crisis (2006, 2011)	6136 (56%)	59.1% >45 yrs	-	-	Repeated cross-sectional	Depressive symptoms	Depressive symptoms increased from pre- to post-crisis, particularly among those on lower income, those with lower education, those with chronic disease, unemployed individuals, women, and those who were widowed/divorced
Neocleous & Apostolou (2021)	Cyprus	Global Financial Crisis (-)	205 (64%)	Women: 34.2 (7.9); men: 37.4 (9.3)	-	Profession: 41.9 % social workers, 17.6% psychologists, 8.3% sociologists, 32.2% other profession; education: 54.0% university degree, 32.6% post-graduate degree, 13.4% high school diploma	Mixed method	Concerns related to, and psychological impact of, financial crisis	Social service professionals reported concerns related to the crisis and impact of the crisis on their psychological health; those with higher education reported less impact of the crisis
Neumayer (2004)	Germany	Various recession periods (1980–2000)	Nation-wide dataset	-	-	-	Repeated cross-sectional	Suicide rates	Suicide rates decreased during periods of recession
Norström and Grönqvist (2015)	Multi-country	Global Financial Crisis (1960–2012)	Nation-wide datasets	20–64 yrs	-	-	Repeated cross-sectional	Suicide rates	Suicide rates increased from pre- to post-crisis; unemployment associated with male suicides, particularly in welfare state regimes with least generous unemployment protection; male suicides consistent across all welfare regimes, expect for Scandinavia; unemployment associated with female suicides in East European countries only
Ostamo & Lönnqvist (2001)	Finland	Finnish Economic Recession (1989–1997)	Nation-wide dataset	-	-	-	Repeated cross-sectional	Suicide attempts	Overall suicide attempts did not change from pre- to post-crisis and decreased among men, particularly those aged 15–34 yrs

(Continued)



Table 1. Continued.

Author(s) (Year)	Study information		Participant characteristics			Study characteristics			Results
	Country	Financial crisis (Data collection period)	N (%Female)	Age in years <i>M</i> ( <i>SD</i> )	Race and ethnicity	Socioeconomic status	Study Design	Mental health outcomes	
Paleologou et al. (2018)	Greece	Greek Debt Crisis (2013–2014)	2150 (-)	Adolescents	-	-	Cross-sectional	Mental health problems	One in ten adolescents scored above the cut-off point for mental health concerns, particularly those that reported not having enough food in their house in the previous month due to the crisis
Parker et al. (2016)	Australia	Global Financial Crisis (-)	38,017 (-)	-	-	-	Cohort	Subjective well-being	The crisis had a negative effect on well-being
Pfoertner et al. (2014)	Multi-country	Global Financial Crisis (2005–2006, 2009–2010)	2005–2006: 164,623 (-); 2009–2010: 168,284 (-)	-	-	-	Repeated cross-sectional	Psychological health complaints	Risks of psychological health complaints were higher in older, medium- and low-affluent, and female students and in countries with higher absolute youth unemployment rates; change rate in youth unemployment not related to psychological health complaints (apart from in Ireland and Portugal)
Pompili et al. (2014)	Italy	Global Financial Crisis (1980–2010)	Nation-wide dataset	-	-	-	Repeated cross-sectional	Suicide rates	Suicide rates increased from pre- to post-crisis, particularly among men aged 25–64 yrs; female suicide rates decreased from pre- to post-crisis
Rachiotis et al. (2015)	Greece	Global Financial Crisis (2003–2010, 2011–2012)	Nation-wide dataset	-	-	-	Repeated cross-sectional	Suicide rates	Suicide rates increased after the introduction of austerity measures in 2010, particularly among men aged 20–59 yrs; unemployment positively associated with suicide rates

(Continued)

Table 1. Continued.

Study information			Participant characteristics			Study characteristics			
Author(s) (Year)	Country	Financial crisis (Data collection period)	N (%Female)	Age in years M (SD)	Race and ethnicity	Socioeconomic status	Study Design	Mental health outcomes	Results
Rahmqvist & Carstensen (1998)	Sweden	Swedish Economic Recession (1989–1995)	6562 (52%)	20–39 yrs	–	Employment status: women 20–29yrs: 1989: 74.0%, 1991: 65.5%, 1993: 56.0%, 1995: 56.8%; women 30–39yrs: 1989: 85.8%, 1991: 80.6%, 1993: 75.3%, 1995: 76.7%; men 20–29yrs: 1989: 84.8%, 1991: 77.6%, 1993: 58.0%, 1995: 70.0%; men 30–39yrs: 1989: 95.5%, 1991: 93.3%, 1993: 84.7%, 1995: 85.6%	Repeated cross-sectional	Psychological distress (anxiety, anguish, depression, sleeplessness)	Psychological distress increased from pre- to post-recession across all genders and age groups (highest in older men); increase in psychological distress remained significant after controlling for unemployment (except for among women aged 30–39yrs); unemployed group reported higher psychological distress over the study period than employed group
Reeves et al. (2012)	United States of America	Global Financial Crisis (1999–2010)	308,745,538 (-)	–	–	–	Repeated cross-sectional	Suicide rates	Suicide rates increased from pre- to post-crisis; unemployment positively associated with suicide rates
Reeves et al. (2015)	Europe	Global Financial Crisis (1981–2011)	Nation-wide datasets	–	–	–	Repeated cross-sectional	Suicide rates	Suicide rates increased from pre- to post-crisis; unemployment and indebtedness positively associated with male suicide rates

(Continued)

Table 1. Continued.

Author(s) (Year)	Study information		Participant characteristics			Study characteristics			Results
	Country	Financial crisis (Data collection period)	Age in years <i>M</i> ( <i>SD</i> )	Race and ethnicity	Socioeconomic status	Study Design	Mental health outcomes		
Reeves et al. (2014)	Europe, Canada	Global Financial Crisis (2007, 2008–2010 [Europe]/2008–2009 [Canada])	–	–	–	Repeated cross-sectional	Suicide rates	Suicide rates increased from pre- to post-crisis, particularly among men (accelerating rate of previous increase in suicides: USA and Poland; increase from stable trends: Canada; reversal of downward suicide trends: Bulgaria, Czech Republic, Estonia, Finland, France, Germany, Greece, Hungary, Ireland, Italy, Latvia, Lithuania, The Netherlands, Portugal, Poland, Romania, Slovenia, Spain, and United Kingdom; no significant change: Austria and Sweden)	
Reibling et al. (2017)	Europe	Global Financial Crisis (2006–2014)	–	–	–	Repeated cross-sectional	Depressive symptoms	Depressive symptoms decreased from pre- to post-crisis, except for in Cyprus and Spain	
Rihmer et al. (2013)	Hungary	Periods of economic recession & austerity (1929–2011)	–	–	–	Repeated cross-sectional	Suicide rates	Suicide rates decreased until 2006 and then remained steady from 2006 to 2011	
Riumallo-Herl et al. (2014)	United States of America, Europe	Global Financial Crisis (2004–2010)	50–64 yrs	–	–	Longitudinal	Depressive symptoms	Depressive symptoms increased in the US sample from 2004 to 2006 and then decreased, no change in depressive symptoms observed in Europe; job loss positively associated with depressive symptoms; workers who were poorer before the recession experienced larger increase in depressive symptoms in US sample only	
Isabel et al. (2017)	Spain	Global Financial Crisis (2002–2012)	–	–	–	Repeated cross-sectional	Suicide rates	Decrease in overall suicide rate reversed in 2008–2009 and 2012; suicide rates higher in men	

(Continued)

Table 1. Continued.

Study information			Participant characteristics			Study characteristics			
Author(s) (Year)	Country	Financial crisis (Data collection period)	N (%Female)	Age in years <i>M</i> ( <i>SD</i> )	Race and ethnicity	Socioeconomic status	Study Design	Mental health outcomes	Results
Sánchez-Recio et al. (2021)	Spain	Global Financial Crisis (2006–2017)	32,105 (47%)	42.3 (10.7)	–	–	Repeated cross-sectional	Self-rated health, work-related stress, job satisfaction, perceived social support	No change in self-rated health, work-related stress, job satisfaction, or perceived social support from pre- to post-crisis
Sargent-Cox et al. (2011)	Australia	Global Financial Crisis (2005–2006, 2009–2010)	1973 (48%)	66.6 (1.5)	–	Employment: 80.5% retired, 4.3% employed full-time, 12.2% employed part-time, 0.9% unemployed	Longitudinal	Psychological functioning (number of depression and anxiety symptoms)	Psychological functioning decreased from pre- to post-crisis, particularly among individuals who reported an impact as a result of the economic slowdown
Saurina et al. (2015)	Spain	Global Financial Crisis (2000–2011)	Nation-wide dataset	–	–	–	Repeated cross-sectional	Suicide rates	Suicide rates increased from pre- to post-crisis among working-aged women (16–64yrs) living in municipalities with 10,000 or more inhabitants; employment not associated with suicide rates
Saville (2021)	United Kingdom (Wales)	Global Financial Crisis (2004–2006, 2003–2015)	180,462 (-)	–	–	–	Repeated cross-sectional	Depression	Depression rates increased from pre- to post-crisis; trust but not sense of belonging was a protective factor against depression
Shi et al. (2011)	Australia	Global Financial Crisis (2002–2009)	38,979 (-)	–	–	–	Repeated cross-sectional	Anxiety, stress, suicidal ideation, psychological distress	Anxiety increased among part-time workers and decreased among full-time workers, stress and psychological distress decreased, and ideation remained stable from pre- to post-crisis

(Continued)

Table 1. Continued.

Author(s) (Year)	Study information		Participant characteristics			Study characteristics			Results
	Country	Financial crisis (Data collection period)	N (%Female)	Age in years <i>M</i> ( <i>SD</i> )	Race and ethnicity	Socioeconomic status	Study Design	Mental health outcomes	
Snorradóttir et al. (2013)	Iceland	Global Financial Crisis (2009)	1880 (74%)	16.1% 20–29 yrs, 27.1% 30–39 yrs, 26.4% 40–49 yrs, 22.9% 50–59 yrs, 7.2% ≥60 yrs	–	Education: 17.0% primary, 29.8% secondary, 44.4% university degree, 8.4% other; occupation: 11.1% cashiers/clerks, 12.9% office and administrative support, 23.9% customer service representatives, 8.3% computer specialists, 26.1% specialists, 11.6% managers, 4.4% other	Cross-sectional	Psychological distress (depression, anxiety, sleep disturbances, being overly concerned, feeling exhausted)	Downsizing, salary reduction, being transferred to another department, and being assigned new tasks due to financial crisis positively associated with psychological distress; psychological distress higher among households with more children, women, customer service representatives, specialists, and managers; support from friends or family negatively associated with psychological distress; education, age, and marital status not significantly associated with psychological distress
Stuckler et al. (2011)	Europe (Austria, Finland, Greece, Ireland, The Netherlands, United Kingdom, Czech Republic, Hungary, Lithuania, Romania)	Global Financial Crisis (2000–2009)	Nation-wide dataset	–	–	–	Repeated cross-sectional	Suicide rates	Countries most impacted by the crisis (e.g. Greece, Ireland) had greatest rises in suicide rates (17% and 13%, respectively)
Swift et al. (2020)	United States of America	Global Financial Crisis (2005–2010)	5,157 (52%)	45.5 (3.5)	38.9% Black	–	Repeated cross-sectional	Depressive symptoms, alcohol use, drug use	Negative shocks to financial well-being and unemployment associated with greater depressive symptomatology and decreased alcohol consumption

(Continued)

Table 1. Continued.

Study information			Participant characteristics			Study characteristics			
Author(s) (Year)	Country	Financial crisis (Data collection period)	N (%Female)	Age in years <i>M</i> ( <i>SD</i> )	Race and ethnicity	Socioeconomic status	Study Design	Mental health outcomes	Results
Thomson et al. (2018)	United Kingdom (England)	Global Financial Crisis (1991–2014)	Nation-wide dataset	–	–	–	Repeated cross-sectional	Anxiety, depression	Anxiety and depression increased from pre- to post-crisis among men, but recovered to pre-crisis levels after 2010; anxiety and depression increased from 2008 to 2012 among women following the onset of austerity
Thomson & Katikireddi (2018)	United Kingdom	Global Financial Crisis (1991–2014)	200,326 (55%)	–	–	–	Repeated cross-sectional	Anxiety, depression	Anxiety and depression increased from pre- to post-recession in men of younger and older working age before returning to baseline during austerity
Toffolutti & Suhrcke (2014)	23 countries across the European Union	Global Financial Crisis (2000–2010)	–	–	–	–	Repeated cross-sectional	Suicide rates	An increase in the standardised unemployment rate was associated with an increase in suicide rate, particularly in countries with low social protection
Urbanos-Garrido and Lopez-Valcarcel (2015)	Spain	Global Financial Crisis (2006, 2011–2012)	2006: 15,324 (52%); 2011–2012: 10,855 (46%)	2006: 40.5 (10.9); 2011–2012: 42.0 (10.8)	–	–	Repeated cross-sectional	Mental health problems	Prevalence of mental health concerns decreased from pre- to post-crisis; long-term unemployment increased the probability of showing mental health risk by 10.4% before the crisis, compared to 16.0% during 2011–2012
Vinamäki et al. (2000)	Finland	Finnish Economic Recession (1993, 1994, 1995)	Approximately 1800 participants each year	Men: 43.3–43.9 (14.9–14.6); women: 44.0–44.9 (15.4–14.8)	–	–	Repeated cross-sectional	Mental disorders	Among men, mental disorders increased from 1993 to 1994, and decreased in 1995; among women, mental disorders increased from 1993 to 1995; problems with partner, uncertain future orientation, poor physical health, and use of psychoactive drugs (men only) associated with mental disorders
									marital status, age, and education not associated with mental disorders

(Continued)



Table 1. Continued.

Author(s) (Year)	Study information		Participant characteristics			Study characteristics			Results
	Country	Financial crisis (Data collection period)	N (%Female)	Age in years <i>M</i> ( <i>SD</i> )	Race and ethnicity	Socioeconomic status	Study Design	Mental health outcomes	
Wang et al. (2010)	Canada	Global Financial Crisis (2008–2009)	3,579 (46%)	25–34; 35–44; 45–54; 55–65yrs	–	Education: 35.6% university, 59.4% college/high school, 5.0% <high school; income: 10.4% <\$30,000, 34.1% \$30–59,999, 21.7% \$60–70,999, 33.8% >\$80,000; employment: 83.4% full-time, 12.3% part-time, 4.3% other	Longitudinal	Mental disorders	Prevalence of major depressive disorder increased from pre- to post-crisis; no change in social phobia, panic disorder, or generalized anxiety disorder from pre- to post-crisis
Wilkinson (2016)	United States of America	Global Financial Crisis (2006, 2010)	5,366 (-)	–	–	2006: 39.0% employed, 1.1% unemployed, 60.0% retired; 2010: 26.6% employed, 1.8% unemployed, 66.6% retired	Repeated cross-sectional	Anxiety, depression	No change in anxiety and depression from pre- to post-crisis; greater financial strain, being unmarried, and greater negative social support predicted levels of anxiety; greater financial strain, being unmarried, lower positive social support, and greater negative social support predicted levels of depression; no effect of age on mental health
Yilmazer et al. (2015)	United States of America	Global Financial Crisis (2007, 2009, 2011)	4007 (22%)	53.5 (-)	0.09% African American, 0.08% Hispanic	–	Longitudinal	Psychological distress, rates of clinical depression	Psychological distress increased from pre- to post-crisis, but levelled off in 2011; decline in housing wealth associated with an increase in psychological distress; homeowners who had difficulties with mortgage payments reported 20% increases in psychological distress and had 3.86% higher rates of depression

CPI: consumer price index; GDP: gross domestic product. **Countries:** Australia ( $n=5$ ), Canada ( $n=1$ ), Cyprus ( $n=1$ ), Denmark ( $n=1$ ), Finland ( $n=3$ ), Germany ( $n=1$ ), Greece ( $n=15$ ), Hong Kong ( $n=1$ ), Hungary ( $n=1$ ), Iceland ( $n=3$ ), Indonesia ( $n=1$ ), Ireland ( $n=1$ ), Italy ( $n=1$ ), South Korea ( $n=4$ ), Spain ( $n=4$ ), Slovenia ( $n=1$ ), Sweden ( $n=14$ ), Taiwan ( $n=1$ ), the United Kingdom ( $n=12$ ), the United States ( $n=9$ ), multiple countries ( $n=15$ ).

**Table 2.** Quality assessment of quantitative non-randomised studies using the mixed Methods Appraisal Tool (MMAT).

Author(s) (Year)	Screening Questions		Domains					Total Score	Overall Quality Appraisal
	Clear Research Objectives	Data Addressing Research Objectives	Participants	Measurements	Outcome Data	Confounders	Exposure		
Alvarez-Galvez et al. (2017)	+	+	+	+	+	+	+	7	High
Alvarez-Galvez et al. (2021)	+	+	+	+	+	+	+	7	High
Antonakakis & Collins (2014)	+	+	+	+	+	+	+	7	High
Ásgeirsdóttir et al. (2020)	+	+	+	+	+	+	+	7	High
Astell-Burt & Feng (2013)	+	+	+	+	+	+	+	7	High
Avčin et al. (2011)	+	+	-	-	+	+	+	5	Medium
Bacigalupe et al. (2016)	+	+	+	-	+	+	+	6	High
Barr et al. (2012)	+	+	+	-	+	+	+	6	High
Barr et al. (2015)	+	+	+	-	+	+	+	6	High
Bartoll et al. (2014)	+	+	+	+	+	+	+	7	High
Baumbach & Gulis (2014)	+	+	+	+	+	-	+	6	High
Bayliss et al. (2017)	+	+	+	+	+	+	+	7	High
Boyce et al. (2018)	+	+	+	+	+	+	+	7	High
Branas et al. (2015)	+	+	+	+	+	-	+	6	High
Buffel et al. (2015)	+	+	+	+	+	+	+	7	High
Chan et al. (2014)	+	+	+	+	+	+	+	7	High
Chang et al. (2009)	+	+	?	+	+	+	+	6	High
Chang et al. (2013)	+	+	+	+	+	+	+	7	High
Coope et al. (2014)	+	+	?	+	+	+	+	6	High
Corcoran et al. (2015)	+	+	?	+	+	+	+	6	High
Córdoba-Doña et al. (2014)	+	+	+	+	+	+	+	7	High
De Vogli et al. (2013)	+	+	?	+	+	-	+	5	Medium
Economou et al. (2013)	+	+	+	+	+	+	+	7	High
Economou et al. (2013)	+	+	+	+	+	+	+	7	High
Economou et al. (2016a)	+	+	-	+	?	-	+	4	Medium
Economou et al. (2016b)	+	+	?	+	?	+	+	5	Medium
Friedman & Thomas (2009)	+	+	+	+	-	+	+	6	High
Garcy & Vägerö (2012)	+	+	+	+	-	+	+	6	High
Garcy and Vagerö (2013)	+	+	+	+	+	+	+	7	High
Gili et al. (2013)	+	+	+	+	+	+	+	7	High
Hagquist (1998)	+	+	+	+	-	+	+	6	High
Halvorsen (2016)	+	+	+	-	+	+	+	6	High
Harper & Bruckner (2017)	+	+	+	+	+	+	+	7	High
Hintikka et al. (1999)	+	+	+	+	+	+	+	7	High
Iglesias García et al. (2014)	+	+	+	+	?	-	+	5	Medium
Iglesias-García et al. (2017)	+	+	+	+	+	+	+	7	High
Jenkins et al. (2023)	+	+	+	+	+	+	+	7	High
Katikireddi et al. (2012)	+	+	+	+	-	+	+	6	High
Khang et al. (2005)	+	+	+	+	+	-	+	6	High
Kim (2021)	+	+	+	+	+	-	+	6	High
Kim et al. (2004)	+	+	+	+	+	-	+	6	High
Konieczna et al. (2022)	+	+	+	+	+	+	+	7	High
Konstantakopoulos et al. (2019)	+	+	+	+	+	-	+	6	High
Kronenberg & Boehnke (2019)	+	+	+	+	-	+	+	6	High
Kubrin et al. (2022)	+	+	+	+	-	+	+	6	High
Laliotis et al. (2016)	+	+	+	+	+	+	+	7	High
Bonnie Lee et al. (2017)	+	+	+	+	+	+	+	7	High
Lindström & Giordano (2016)	+	+	+	+	+	+	+	7	High
Lopez Bernal et al. (2013)	+	+	+	+	-	+	+	6	High
López-Contreras et al. (2019)	+	+	+	+	-	+	+	6	High
Mattei et al. (2014)	+	+	+	+	+	-	+	6	High
McInerney et al. (2013)	+	+	+	+	+	+	+	7	High
Mertens & Beblo (2016)	+	+	+	-	-	+	+	5	Medium
Merzagora et al. (2016)	+	+	-	+	+	+	+	6	High
Milner et al. (2014)	+	+	+	+	+	+	+	7	High
Milner et al. (2015)	+	+	+	+	+	+	+	7	High
Mohseni-Cheraghlo (2016)	+	+	+	+	?	+	+	6	High
Mylona et al. (2014)	+	+	+	-	+	+	+	6	High
Neocleous & Apostolou (2021)	+	+	?	-	+	+	+	5	Medium
Neumayer (2004)	+	+	-	+	+	+	+	6	High
Norström and Grönqvist (2015)	+	+	+	+	+	+	+	7	High
Paleologou et al. (2018)	+	+	?	+	+	+	?	5	Medium
Parker et al. (2016)	+	+	+	+	+	+	+	7	High
Pfoertner et al. (2014)	+	+	+	+	+	-	+	6	High
Pompili et al. (2014)	+	+	+	+	+	+	+	7	High
Rachiotis et al. (2015)	+	+	+	+	+	+	+	7	High
Rahmqvist & Carstensen (1998)	+	+	-	-	+	+	+	5	Medium
Reeves et al. (2012)	+	+	+	+	+	?	+	6	High
Reeves et al. (2015)	+	+	?	+	+	+	+	6	High
Reeves et al. (2014)	+	+	+	+	+	?	+	6	High
Rihmer et al. (2013)	+	+	+	+	+	?	+	6	High

(Continued)

Table 2. Continued.

Author(s) (Year)	Screening Questions		Domains					Total Score	Overall Quality Appraisal
	Clear Research Objectives	Data Addressing Research Objectives	Participants	Measurements	Outcome Data	Confounders	Exposure		
Reibling et al. (2017)	+	+	+	+	+	+	+	7	High
Riumallo-Herl et al. (2014)	+	+	+	+	+	+	+	7	High
Isabel et al. (2017)	+	+	+	+	+	+	+	7	High
Sánchez-Recio et al. (2021)	+	+	+	+	+	+	+	7	High
Sargent-Cox et al. (2011)	+	+	+	+	+	+	+	7	High
Saurina et al. (2015)	+	+	+	+	+	+	+	7	High
Saville (2021)	+	+	+	+	+	+	+	7	High
Snorraddóttir et al. (2013)	+	+	+	-	+	+	+	6	High
Swift et al. (2020)	+	+	-	+	+	+	+	6	High
Thomson et al. (2018)	+	+	+	+	+	+	+	7	High
Toffolutti & Suhrcke (2014)	+	+	+	+	+	+	+	7	High
Urbanos-Garrido and Lopez-Valcarcel (2015)	+	+	+	+	+	+	+	7	High
Viinamäki et al. (2000)	+	+	+	+	+	+	+	7	High
Wilkinson (2016)	+	+	+	+	+	+	+	7	High
Yilmazer et al. (2015)	+	+	+	+	+	+	+	7	High

'+' = yes, '-' = no, '?' = cannot tell. An overall quality appraisal score was calculated for the purposes of this review as follows: 6–7+ = high; 3–5+ = medium; < 3+ = low.

majority of these studies ( $n=30$ ) found that suicide rates increased both during and after financial crises (e.g. Branas et al., 2015; Economou et al., 2011; Kim, 2021; Kim et al., 2004; Kubrin et al., 2022). In most cases, unemployment—especially among men and in countries where unemployment or average income was already low—(e.g. Antonakakis & Collins, 2014; Milner et al., 2014; Reeves et al., 2012), economic distress (Economou et al., 2011), reductions in government expenditure (such as fiscal austerity measures) (Antonakakis & Collins, 2014; Branas et al., 2015; Kubrin et al., 2022), and living in a country with lower social spending (Baumbach & Gulis, 2014; Norström & Grönqvist, 2015; Toffolutti & Suhrcke, 2014), were most commonly associated with suicide rates. As part of a multi-country study on the impacts of the 2008 Global Financial Crisis, Stuckler et al. (2011) noted that “countries facing the most severe financial reversals of fortune... had greater rises in suicides” (p. 125).

Other risk factors included *type* of employment; Milner et al. (2015) found that manual workers in particular (e.g. labourers, farmers, machine operators, and technical and trade workers) were at an increased risk of suicide. However, Kim (2021) found that similar groups (namely skilled agricultural, forestry, and fishery workers) in South Korea were actually at a sustained reduction in suicides, though the authors noted that this was “following the implementation of paraquat [a toxic chemical widely used in herbicide] controls since 2005” (p. 5). Interestingly, two papers found that the highest *relative* increase in suicide rates was among managerial workers, though this is likely due to the fact that suicide rates for such professions were typically much lower pre-crisis (Chan et al., 2014; Kim, 2021).

Perhaps relatedly, age also appears to be a risk factor for suicide, though evidence is mixed as to who is at greatest risk. Antonakakis and Collins (2014), Chang et al. (2013), Corcoran et al. (2015), Khang et al. (2005), Lopez Bernal et al. (2013), and Pompili et al. (2014) found that those of early working age were at significant increased risk

(potentially due to insecure work and lower income as a result of the crisis). However, Chang et al. (2013) found that older working adults were at greater risk in certain countries, Khang et al. (2005) found that retired adults became at increased risk in the long-term (which they attributed to “worsening old-age poverty associated with neo-liberal structural adjustment after the economic crisis”; p. 1299), and Pompili et al. (2014) found that adults aged 65+ (which may include both working *and* retired older adults) were at increased risk. Meanwhile, it should be noted that Chang et al. (2009), Córdoba-Doña et al. (2014), and Saurina et al. (2015) found that adults of all ages (including retiring age) were at risk. The reason for these disparities is unclear, though authors have suggested that cultural and/or national differences may play a role; for example, due to proportionally larger increases in unemployment within certain groups across countries (Chang et al., 2009). Other reasons may include traditional gender roles in certain cultures (Córdoba-Doña et al., 2014) or differential support for different people based on age, health, and marital status (factors that make up an individual’s “personal identity”, which has shown to strongly relate to vulnerability to the negative effects of a socio-economic crisis; Merzagora et al., 2016).

Notably, five studies found evidence of a decrease in overall suicide rates (Economou et al., 2016a; Hagquist, 1998; Hintikka et al., 1999; López-Contreras et al., 2019; Neumayer, 2004), four found no change in suicide trends from pre- to post-crises (Ásgeirsdóttir et al., 2020; Harper & Bruckner, 2017) or between pre- and during crises (Mattei et al., 2014; Merzagora et al., 2016), and three reported an increase post-crises only (Alvarez-Galvez et al., 2017, 2021; Garcy & Vagerö, 2013). These apparent contradictions may reflect the quality of countries’ welfare support systems (Alvarez-Galvez et al., 2017, 2021; Ásgeirsdóttir et al., 2020; Hagquist, 1998) and economic prosperity (Alvarez-Galvez et al., 2021), national changes to prevention and health services (Hagquist, 1998), changes in social norms (including a reduction in stigma/harmful social expectations or in

**Table 3.** Quality Assessment of quantitative descriptive studies using the mixed Methods Appraisal Tool (MMAT).

Author(s) (Year)	Screening Questions			Domains				Total Score	Overall Quality Appraisal
	Clear Research Objectives	Data Addressing Research Objectives	Sampling Strategy	Population	Measurements	Non-Response Bias	Statistical Analysis		
Deaton (2012)	+	+	?	?	?	?	+	3	Medium
Economou et al. (2011)	+	+	+	?	+	?	-	4	Medium
Hauksdóttir et al. (2013)	+	+	+	+	+	+	+	7	High
Lee et al. (2010)	+	+	+	+	+	?	+	6	High
Madianos et al. (2011)	+	+	+	+	+	+	+	7	High
McLaughlin et al. (2012)	+	+	+	+	+	?	+	6	High
Ostamo & Lönnqvist (2001)	+	+	+	+	+	?	+	6	High
Stuckler et al. (2011)	+	+	+	+	+	+	-	6	High
Thomson & Katikireddi (2018)	+	+	+	+	+	+	+	7	High
Shi et al. (2011)	+	+	+	+	+	+	+	7	High
Wang et al. (2010)	+	+	+	+	+	-	+	6	High

'+' = yes, '-' = no, '?' = cannot tell. An overall quality appraisal score was calculated for the purposes of this review as follows: 6–7+ = high; 3–5+ = medium; <3+ = low.

**Table 4.** Quality assessment of mixed methods studies using the mixed Methods Appraisal Tool (MMAT).

Author(s) (Year)	Screening Questions			Domains				Total Score	Overall Quality Appraisal
	Clear Research Objectives	Data Addressing Research Objectives	Rationale	Integration	Interpretation	Divergences	Quality Criteria		
Drydakís (2015)	+	+	+	+	+	+	+	7	High

'+' = yes, '-' = no, '?' = cannot tell. An overall quality appraisal score was calculated for the purposes of this review as follows: 6–7+ = high; 3–5+ = medium; <3+ = low.

attitudes to behaviours that may increase the risk of suicide) (Hintikka et al., 1999; Mattei et al., 2014), and the long-term impacts of continued unemployment (Garcy & Vagerö, 2013). Further, findings may also be impacted by study methodology (Alvarez-Galvez et al., 2017; Harper & Bruckner, 2017; Neumayer, 2004) (by multiple authors' admissions, suicide data is not always perfect and modelling suicide mortality is a complex science, whereby different approaches yield different rates and predictions; see Harper and Bruckner (2017) and Merzagora et al. (2016) for discussions) or study focus (Merzagora et al. (2016), for example, looked specifically at the relationship between employment status/health status and suicide risk during the economic crisis and did not examine wider trends).

In studies that showed an overall increase in suicide rates, female suicide rates were often reported to remain stable or even to decrease (e.g. Corcoran et al., 2015; Konieczna et al., 2022; Pompili et al., 2014; Rachiotis et al., 2015). A key factor driving these differences may be men's relationships with employment; among men, unemployment was a consistent suicide risk factor during financial crises (e.g. Coope et al., 2014; Iglesias García et al., 2014; Kubrin et al., 2022; Norström & Grönqvist, 2015; Rachiotis et al., 2015). Only one study reported an association between suicide rates and unemployment independently of sex (Garcy & Vagerö, 2013). When female suicide mortality did increase, rates were still typically less pronounced compared to men (López-Contreras et al., 2019; Mohseni-Cheraghlo, 2016; Reeves et al., 2015; Saurina et al., 2015), although two multi-country studies reported increased rates among women from Eastern European countries (Norström &

Grönqvist, 2015) and other middle-income countries (Mohseni-Cheraghlo, 2016). Such increases were explained in both studies by the fact that unemployment caused material deprivation that affected the entire household, thus rendering suicide "contagious", especially among close family members.

Unlike suicide rates, suicide *attempts* generally increased during financial crises among both men and women (Córdoba-Doña et al., 2014; De Vogli et al., 2013; Economou et al., 2011, 2016b; Mattei et al., 2014). The presence of major depression, low levels of interpersonal trust, having lower education, and previous suicide attempts increase the odds of suicidal ideation, especially in men (Economou et al., 2013, 2016b). Unemployment status was also significantly associated with increased rates of suicide attempts among men in particular (Mattei et al., 2014). Only Ostamo and Lönnqvist (2001) found no change in suicide attempt rates (and a decrease among men). However, the authors could not offer an explanation for this, and cautioned about the generalisability of their findings in relation to evidence from other studies.

Information on protective factors for suicide, suicide ideation, or suicide attempts during financial crises was found to be extremely limited. Studies have so far observed suicide rates to be lower in individuals with unemployment pay (Hagquist, 1998) and among those with a positive physical and psychological health status (Merzagora et al., 2016), while national "prosperity-related events" (e.g. when Greece was accepted into the Economic and Monetary Union of the European Union) seem to act as a buffer, at least for men (Branas et al., 2015).

### **The effect of financial crises on mental disorders (including disorder symptoms)**

Beyond suicide, there is a plethora of evidence to show that financial crises have a significant impact on people's mental health. Gili et al. (2013) found that the prevalence of a range of mental disorders (including major depression, generalised anxiety, and somatoform and alcohol-related disorders) increased over the course of the 2008 Global Financial Crisis. Economou et al. (2013, 2016b) and Wang et al. (2010) also identified an increase in the prevalence of major depression during this period. Relatedly, two studies demonstrated an increase in major depressive episodes (MDEs), though while Madianos et al. (2011) found that those experiencing economic hardship were most at risk, Lee et al. (2010) suggested more diverse, occasionally opposing, groups of individuals as being at risk (for example, the authors found that married, cohabiting, divorced, and widowed individuals were all at an increased risk for an MDE).

Hospitalisations also seemingly increased from pre- to post-crisis, especially among women and individuals on a low income (Bonnie Lee et al., 2017). However, Iglesias García et al. (2014) reported that general demand for mental health services decreased. Interestingly, unemployment was not associated with this demand, potentially suggesting that people may actively avoid seeking help during this period, which could also explain the increases in hospitalisation. Further supporting this idea, Corcoran et al. (2015) found that self-harm increased significantly as a result of a financial crisis, though young men (aged 25–44 years) were particularly at risk of hurting themselves.

General anxiety and depression (including anxiety and depression symptoms, sometimes defined as “psychological functioning”) become especially prevalent during times of financial crisis (e.g. Konstantakopoulos et al., 2019; Laliotis et al., 2016; Urbanos-Garrido & Lopez-Valcarcel, 2015). Anti-depressant usage also increased, particularly among those who lost high levels of stock ownings (McInerney et al., 2013). Sargent-Cox et al. (2011), meanwhile, reported that anxiety and depression symptoms decreased from pre- to post-crisis among those who reported an impact as a result of the economic slowdown, while McLaughlin et al. (2012) found that exposure to foreclosure during the first year of a crisis was associated with an increase in those same symptoms during later turbulent years. The impacts of austerity measures seem to trigger an increase in anxiety and depression in women (Thomson et al., 2018), but have shown to stabilise rates in men of younger and older working age during the same period (Thomson & Katikireddi, 2018). An increase in depressive symptoms was particularly noticeable among those on lower income, those with lower education, those with chronic disease, unemployed individuals, women, and those who were widowed/divorced (Mylona et al., 2014), which may explain differences between countries differentially impacted or able to support their population during times of crisis (Reibling et al., 2017).

There are a number of reasons why mental health challenges may arise, not least due to issues around work. Gili et al. (2013) found that unemployment (as well as mortgage

repayment difficulties and evictions) predicted risk of mental disorders. Others that found associations between unemployment and mental health problems include Barr et al. (2015), Buffel et al. (2015), Bacigalupe et al. (2016), and Rahmqvist and Carstensen (1998). In fact, a rise in unemployment following a financial crisis was shown to predict the prevalence of anxiety and depression among the general population (Astell-Burt & Feng, 2013), while long-term unemployment *during* times of crisis appeared to increase one's mental health risk more than long-term unemployment would have done *before* times of crisis (Urbanos-Garrido & Lopez-Valcarcel, 2015). A loss of a job during a crisis was also positively associated with depressive symptoms (Riumallo-Herl et al., 2014). Even among the employed, negative impacts associated with working in the private sector, having a lower income, a bank loan, an increased workload, seeing company profit reductions or stock market losses, being of an older age, or being “mobbed” at work can lead to increases in depression and anxiety levels (Avčin et al., 2011). Similarly, downsizing, salary reductions, being transferred to another department, and being assigned new tasks due to financial pressures related to a financial crisis were all positively associated with psychological distress (Snorraddóttir et al., 2013). Increases in workload and changes in non-financial benefits of work were also positively associated with mental distress (Kronenberg & Boehnke, 2019). Meanwhile, being a student, a manual worker, a customer service representative, a specialist or a manager, or having a lower level of education, as well as being from a lower social class or being expected to be a “breadwinner” were also associated with various degrees of distress and disorder (Bacigalupe et al., 2016; Barr et al., 2015; Bartoll et al., 2014; Snorraddóttir et al., 2013). Interestingly, Shi et al. (2011) found that anxiety increased for part-time workers, but that depression actually *decreased* among full-time workers.

Other factors influencing the relationship between financial crises and mental health outcomes include being in a household with more children (Snorraddóttir et al., 2013), seeing a decline in housing wealth (Yilmazer et al., 2015), food insecurity (Paleologou et al., 2018), a decrease in “financial well-being” (Swift et al., 2020), problems with a partner, uncertain future orientation, poor physical health, and use of psychoactive drugs (at least among men) (Viinamäki et al., 2000). Gender may also play a role, as women (on balance) seem to be at greater risk of poor mental health outcomes. Drydakis (2015), Friedman and Thomas (2009), Hauksdóttir et al. (2013), Katikireddi et al. (2012), Pfoertner et al. (2014), and Snorraddóttir et al. (2013) found women to be at greater risk of poor mental health compared to men. However, timings may influence this (Economou et al. (2016b) found that in the early years of the Global Financial Crisis, women manifested higher rates of major depression than men, but by 2013, men aged 35–44 years had the highest prevalence of depression), as might men's relationship with employment (e.g. Bacigalupe et al., 2016; Buffel et al., 2015; Rahmqvist & Carstensen, 1998). Interestingly, findings are also mixed regarding the impact of age (e.g. Rahmqvist & Carstensen, 1998; Thomson & Katikireddi, 2018; Viinamäki et al., 2000; Wilkinson,



2016), education (e.g. Friedman & Thomas, 2009; Hauksdóttir et al., 2013; Lee et al., 2010; Mylona et al., 2014), and marital status (Lee et al., 2010; Snorraddóttir et al., 2013; Viinamäki et al., 2000; Wilkinson, 2016). These contrasting results likely reflect nuances in income, access to financial or familial support, job difficulties and job security, and the quality of, or pressures on, one's primary relationship(s).

Despite mixed findings regarding the impact of education on risk for distress and disorders, Neocleous and Apostolou (2021) found that those with higher education (particularly social service professionals) reported less impact of the crisis. Similarly, Wilkinson's (2016) findings indicate that high quality social support may be important for depression and anxiety rates, a result supported by Snorraddóttir et al. (2013), who found support from friends or family was negatively associated with psychological distress. A final protective factor was an ability to trust others; Saville (2021) found that this aspect of "ecological social capital" (but not a sense of belonging) buffered against depression.

### ***The effect of financial crises on other mental health outcomes (including life satisfaction, well-being, stress, and sleep)***

Beyond mental disorders and related symptomatology, a number of studies examined other aspects of people's general well-being, but results varied. Studies focusing on life satisfaction, for example, reported contrasting results regarding the effect of financial crises. Specifically, two studies found lower life satisfaction post-crisis compared to the pre-crisis period (Boyce et al., 2018; Halvorsen, 2016), one study found life satisfaction remained stable during and after a period of financial crisis (Mertens & Beblo, 2016), and one study reported stable pre-/post-crisis life satisfaction, but a decline in positive psychological health after a crisis (Bayliss et al., 2017). Declines have been observed especially in adults, those with a pre-existing sickness or disability, and those on lower incomes (Bayliss et al., 2017; Boyce et al., 2018), which may explain these differences. Women reported lower life satisfaction in one study (Bayliss et al., 2017), while unemployment was also related to lower life satisfaction in this and one other study (Bayliss et al., 2017; Boyce et al., 2018). Higher education, being employed, and having a higher income were factors positively associated with greater life satisfaction during a financial crisis (Boyce et al., 2018), but factors influencing perceived life satisfaction during or after periods of financial crises may change based on the investigated country. In two multi-country studies, lower life satisfaction was related to poor health in Ireland, to lack of political trust in Greece, and to unemployment status in Portugal, Spain (Halvorsen, 2016), and the United Kingdom (Mertens & Beblo, 2016).

Studies exploring other aspects of well-being during financial crises reported lower positive affect and increased stress during the crisis (Deaton, 2012; Jenkins et al., 2023). Higher levels of stress were also reported post-crisis in two studies (Hauksdóttir et al., 2013; Jenkins et al., 2023). Hauksdóttir et al. (2013) found that women showed higher

levels of stress than men, especially those who were unemployed, students, from middle income classes, and who had only some education (i.e. middle or high school diploma). Other studies reported that increased workload (Kronenberg & Boehnke, 2019) and daily relationship tensions (Jenkins et al., 2023) were risk factors for increased stress. In one study, job satisfaction and social support mediated the relationship between stress and self-rated health during the Global Financial Crisis (Sánchez-Recio et al., 2021). One study reported worse well-being in groups of 19-year-olds specifically during periods of financial crises, although trends would recover in the years following the crises (Parker et al., 2016).

Among other investigated mental health outcomes, sleep difficulties were reported in one study and were associated with specific factors, such as being older, female, and having a lower level of education (Friedman & Thomas, 2009). However, few studies have investigated the impact of financial crises on mental health outcomes other than the ones aforementioned. Although some studies included questions related to a variety of mental health variables, these conditions were either grouped as a general *mental health* variable (phobia, panic; Barr et al., 2015), were not included in the statistical analyses (PTSD; McLaughlin et al., 2012), or did not reach statistical significance (panic attacks, alcohol use, eating disorders; Gili et al., 2013).

## **Discussion**

The current review aimed to explore the impact of national and international financial crises on mental health and well-being outcomes. The available literature is consistent in showing that financial crises affect the psychological health of the general population, with specific subgroups being at greater risk than others.

Although previous reviews have highlighted a lack of longitudinal studies that explore the impact of financial crises on mental health, the current review found a significant number of longitudinal studies that allowed us to better analyse the long-term effects of financial crises on mental health. In terms of geographical representation, although the majority of studies were conducted in Western countries, especially from the European region, a fairly broad range of countries was considered that allowed for a worldwide perspective on the effects of financial crises on mental health outcomes. This also allowed us to identify commonalities in outcomes and risk factors, thus underlining the need for unified, worldwide policy actions to protect individuals' mental health from the consequences of financial crises, as already stressed by the WHO and the European Psychiatric Association (Martin-Carrasco et al., 2016; WHO, 2011).

On the other hand, some differences arose from multi-country studies that highlighted the unique impact of cultural, contextual, and systemic realities. For instance, some studies have hypothesised that stronger social support (i.e. having someone to count on when needed), a social net, and the availability of welfare may play a protective role from the adverse consequences of financial crises (Halvorsen,



2016; Norström & Grönqvist, 2015; Stuckler et al., 2011; Wilkinson, 2016). This is not surprising considering that social support has been listed as one of the most important predictors of happiness around the world (Helliwell et al., 2017). Relatedly, studies reporting unchanged suicide rates during or after financial crises were conducted in countries with stronger welfare systems and social support (Ásgeirsdóttir et al., 2020; Merzagora et al., 2016). These results suggest the potential mitigating effects of country-specific realities during periods of crises (Ásgeirsdóttir et al., 2020; Mattei et al., 2014; Merzagora et al., 2016) and underline the importance of considering both macro-level (e.g. government debt, welfare system, health system financing structure) and micro-level factors (e.g. family support) when investigating the impact of financial crises on mental health.

Additionally, our results show that some socio-demographic population groups may be at increased risk of poor mental health compared to others. Specifically, unemployment emerged as a significant risk factor for suicide, with manual workers being most at risk. Interestingly, proactive and preventive measures have shown promise in reducing such risk (Kim, 2021). The relationship between suicide and age produced contradictory findings across studies, probably due to contextual factors, such as the types of societal groups or country-specific support systems available.

The explored studies have also highlighted the prevalence of mental or psychological conditions during times of financial crisis. Interestingly, one study showed that demand for mental health services appears to decrease, despite a rise in hospitalisation rates and self-harm incidents (Iglesias García et al., 2014). This counterintuitive trend may be due to individuals either avoiding or not being able to access services during these periods. Similar to studies on suicide rates, unemployment emerged again as a significant trigger of poor mental health (Urbanos-Garrido & Lopez-Valcarcel, 2015), whereas, among those employed, increased workload, workplace harassment, working in the private sector, or having the place of work downsized contributed towards depression, anxiety, and other measures of psychological distress (e.g. Kronenberg & Boehnke, 2019). The included studies yielded mixed results regarding the impact of age, education, and marital status on mental health, although this may reflect nuances in individuals' incomes, access to financial or family support, job difficulties, job security, the quality of primary relationships, and country-specific support services, as partially emphasised by the WHO (WHO, 2011).

Interestingly, gender-related differences have highlighted specific impacts on individuals' mental health and well-being. For instance, despite overall trends, women's suicide rates have been shown to remain stable or even decrease during periods of financial constraints, which contrasted with an increase observed in men. However, suicide attempts increased across genders, suggesting the possibility that a contributing factor to higher suicide rates may be due to a greater likelihood of "successful" attempts. This hypothesis aligns with previous findings of men engaging in more violent methods when attempting suicides (Cibis et al., 2012). Nonetheless, protective factors such as having social

support, higher education or income, or living in countries with better welfare systems emerged as critical elements in mitigating the adverse effects of financial crises on mental well-being.

In contrast to findings related to suicide, women were at an overall greater risk of poor mental health outcomes compared to men. It is therefore likely that gender plays a significant role in the context of increased mental health concerns during financial crises, whereby financial crises can exacerbate existing gender inequalities and create new challenges that disproportionately affect women and men differently. Authors that observed a greater impact of unemployment on men than women hypothesised that such differences may be related to the country's imposed social role of men as the main household providers (Bartoll et al., 2014), thus underlining the influence of cultural factors. This phenomenon has been explained in research by the typically assumed role of men as "breadwinners", as well as the pressures inherent to this role (Córdoba-Doña et al., 2014). In this sense, men who have traditionally served as primary "breadwinners" may experience increased stress and feelings of inadequacy if they lose their jobs or face reduced income during a financial crisis. This shift in gender roles can challenge their sense of identity and self-worth, in turn contributing to reduced mental health (Seedat et al., 2009). On the other hand, women, in general, tend to take on a significant portion of caregiving responsibilities for children, the elderly, and family members with disabilities (Revenson et al., 2016). During a financial crisis, the increased caregiving burden can lead to exhaustion and emotional strain, impacting their mental health. This may be further exacerbated for women who are the sole caregivers and providers, such as single mothers, as the combination of caregiving responsibilities and part-time or full-time employment can lead to high levels of stress and mental health concerns (Borrell et al., 2004).

## Implications and recommendations

Overall, the findings of the current review highlight that financial crises significantly affect the psychological health of the general population, with certain subgroups facing higher risks. Based on the findings of this review, we developed a set of comprehensive recommendations aimed at effectively supporting individuals' mental health during the challenging periods of financial crises (see Figure 2). Proactive policy actions are imperative to support the mental health of the general population, and the included recommendations encompass a range of suggested strategies.

First, the allocation of government resources to provide psychological and psychiatric support to those struggling with the psychological burden of financial crises is an essential step in promoting resilience and well-being in periods of crises. Second, ensuring that sufficient funds are directed towards reinforcing healthcare systems, particularly mental health services, will allow individuals to receive the support needed during times of crises. Third, a coordinated effort to raise awareness about the detrimental consequences of financial crises on individuals' mental health, such as education campaigns, is essential to empower individuals to

recognise potential psychological symptoms and seek help or change their thoughts/behaviours. Moreover, it is crucial to provide special resources and support to those groups that are inherently more vulnerable in times of financial adversity and groups that may have unique support needs. Finally, it is important to bear in mind the unique contexts and needs of each country. This includes, for instance, recognising variations in financial structures within healthcare systems (Vigo et al., 2019), which may significantly influence individuals' access to mental health services during periods of financial crisis.

### **Limitations and suggestions for future research**

Some limitations of the current study are highlighted below. First, the majority of studies conducted in the last three years have been excluded due to the inclusion of the COVID-19 pandemic as the primary reason of the financial crisis. This decision was taken because: (1) COVID-19 is not a financial crisis *per se* and is likely to have unique effects on mental health and well-being outcomes (e.g. stress, anxiety, depression); (2) the COVID-19 pandemic is still ongoing and its financial impact differs greatly between countries and socio-economic groups; and (3) given that more than 100 papers were found specifically exploring the impact of COVID-19-related financial difficulties on mental health outcomes, we believe that the COVID-19 determinant may have biased the remaining findings, which considered financial crises as main or primary determinants of mental health outcomes ( $n=98$ ).

Previous reviews have demonstrated a negative effect of the COVID-19 pandemic on individuals' mental health and well-being outcomes (Gibson et al., 2021; Panchal et al., 2023; Schneider et al., 2020, 2023). Existing evidence, primarily from cross-sectional studies, indicates that the pandemic is associated with increases in stress, anxiety, and depression, and a reduction in overall mood and psychological well-being. This is in part due to individuals' concerns about the economic consequences of the pandemic, particularly among individuals living on lower income brackets (Kämpfen et al., 2020; Yang & Ma, 2021). However, findings regarding the impact of the COVID-19 pandemic on financial markets (Zhang et al., 2020) and individual mental health are still mixed, given countries' varied responses to the pandemic and the adoption of protective measures, such as enforced lockdowns (Desson et al., 2020; Liu et al., 2020). As such, longitudinal research is urgently required to assess the full impact of the ongoing pandemic on financial difficulties, and the subsequent effects on mental health and well-being outcomes.

Second, most studies looked at suicide rates and few other mental health outcomes were considered. However, when excluding studies investigating suicide rates, the variability of research on the association between mental health outcomes and financial crises remains extremely limited, as the majority of studies tend to focus on depression and depressive symptoms exclusively. Although few studies have explored other variables (e.g. anxiety, stress, sleep, eating

disorders, general well-being, life satisfaction), evidence is too limited to draw strong conclusions and may therefore limit the generalisability of the current results. Furthermore, these variables have often been investigated together as a general *mental health* variable, rendering it difficult to highlight the unique effect of each psychological and mental health condition. Other than utilising specific tools to explore the unique contribution of specific mental health outcomes (e.g. anxiety questionnaires), future research may consider extending the already existing literature, and exploring those mental health outcomes that may be potentially exacerbated in periods of financial crises. For instance, specific subgroups, such as employed or highly educated individuals, may experience increased rates of burnout during or after a period of financial crisis, due to work-related or societal expectations. Financial hardship may also cause reduced access to medications or ad-hoc treatments for individuals who require long-term therapy (e.g. individuals with long-lasting psychiatric conditions). Experiences of trauma and physical or psychological abuse may also be exacerbated in periods of financial crises, although no data is to date available to confirm this.

Moreover, the impact of certain demographic variables on the relationship between financial crises and mental health is still unclear. A major gap in the existing literature, for example, is that epidemiological, nation-wide studies, especially those from ethnically diversified countries, have to date failed to investigate the role of ethnicity during periods of financial crises, or at least to include ethnicity among the commonly described socio-demographic variables. Similarly, to the best of our knowledge, no research has been conducted investigating the impact of financial crises on vulnerable populations (e.g. minorities, individuals with chronic health conditions). It has been shown that in situations of global crises, such as the current COVID-19 pandemic, vulnerable and marginalised groups are impacted the hardest (Gibson et al., 2021). Given that these groups are also affected the most by austerity measures (WHO, 2011), it may be that their mental health is especially at risk during and following periods of financial crises. This should be explored in future research.

Finally, it would be pertinent to explore the influence of the availability of healthcare services during times of financial crises, especially in cases of reduced resources or budget cuts, which may create challenges in accessing and delivering timely mental health support. None of the studies included in the current review considered this factor in their analyses. Therefore, future research should explore this variable in order to have a more comprehensive understanding of the complex dynamics impacting mental health during financial crises.

### **Conclusions**

This review confirms the undeniable impact of national and international financial crises on population-level mental health and well-being, while also underlining the countless nuances influencing this impact, including cultural,

contextual, and systematic factors. Furthermore, the longitudinal studies included in our review show the long-term repercussions of financial crises and highlight the crucial and urgent need for social support and welfare systems to safeguard the mental health of individuals. Finally, although additional research is needed for a more comprehensive view, several vulnerable population groups were identified to be at greater risk of mental health consequences due to financial crises, including unemployed individuals, those with lower income or education, and individuals with a history of mental health conditions. By addressing the distinct needs of various groups and populations, policymakers have the instruments to mitigate the mental health impact of financial crises and build a more resilient society.

## PRISMA/PROSPERO

This systematic review was conducted in line with the Preferred Reporting Items for Systematic Reviews and Meta-Analyses statement (PRISMA) and was preregistered on PROSPERO (ref no. CRD42022372137) prior to commencement (16 November 2022).

## Acknowledgements

We would like to thank Rachel Arulanantham and Dr. Steve Nolan, who provided feedback on our original search strategy and helped refine the search terms.

## Authors contributions

Deborah Talamonti: Writing – original draft, formal analysis, methodology, project administration, visualisation. Jekaterina Schneider: Writing – original draft, data curation, formal analysis, methodology, project administration, visualisation. Benjamin Gibson: Writing – review & editing, formal analysis, methodology. Mark Forshaw: Writing – review & editing, supervision, validation, conceptualisation.

## Disclosure statement

No potential conflict of interest was reported by the authors.

## Funding

The authors received no financial support for this work.

## References

- AlNemer, H. A. (2023). The COVID-19 pandemic and global food security: a bibliometric analysis and future research direction. *International Journal of Social Economics*, 50(5), 709–724. doi:10.1108/IJSE-08-2022-0532.
- Alvarez-Galvez, J., Salinas-Perez, J. A., Rodero-Cosano, M. L., & Salvador-Carulla, L. (2017). Methodological barriers to studying the association between the economic crisis and suicide in Spain. *BMC Public Health*, 17(1), 694. doi:10.1186/s12889-017-4702-0.
- Alvarez-Galvez, J., Suarez-Lledo, V., Salvador-Carulla, L., & Almenara-Barrios, J. (2021). Structural determinants of suicide during the global financial crisis in Spain: Integrating explanations to understand a complex public health problem. *PLOS One*, 16(3), e0247759. doi:10.1371/journal.pone.0247759.
- Antonakakis, N., & Collins, A. (2014). The impact of fiscal austerity on suicide: On the empirics of a modern Greek tragedy. *Social Science & Medicine* (1982), 112, 39–50. doi:10.1016/j.socscimed.2014.04.019.
- Ásgeirsdóttir, H. G., Valdimarsdóttir, U. A., Nyberg, U., Lund, S. H., Tomasson, G., Orsteinsdóttir, R. K., Sgeirsdóttir, T. L., & Hauksdóttir, A. (2020). Suicide rates in Iceland before and after the 2008 global recession: A nationwide population-based study. *European Journal of Public Health*, 30(6), 1102–1108. doi:10.1093/eurpub/ckaa121.
- Astell-Burt, T., & Feng, X. (2013). Health and the 2008 economic recession: Evidence from the United Kingdom. *PLOS One*, 8(2), e56674. doi:10.1371/journal.pone.0056674.
- Avčin, B. A., Kučina, A. U., Šarotar, B. N., Radovanović, M., & Plesničar, B. K. (2011). The present global financial and economic crisis poses an additional risk factor for mental health problems on the employees. *Psychiatria Danubina*, 23(Suppl 1), 142–148.
- Bacigalupe, A., Esnaola, S., & Martín, U. (2016). The impact of the great recession on mental health and its inequalities: The case of a Southern European region, 1997–2013. *International Journal for Equity in Health*, 15(1), 17. doi:10.1186/s12939-015-0283-7.
- Barr, B., Taylor-Robinson, D., Scott-Samuel, A., McKee, M., & Stuckler, D. (2012). Suicides associated with the 2008–10 economic recession in England: time trend analysis. *BMJ (Clinical Research Ed.)*, 345, e5142. doi:10.1136/bmj.e5142 22893569
- Barr, B., Kinderman, P., & Whitehead, M. (2015). Trends in mental health inequalities in England during a period of recession, austerity and welfare reform 2004 to 2013. *Social Science & Medicine*, 147, 324–331. doi:10.1016/j.socscimed.2015.11.009.
- Bartoll, X., Palència, L., Malmusi, D., Suhrcke, M., & Borrell, C. (2014). The evolution of mental health in Spain during the economic crisis. *European Journal of Public Health*, 24(3), 415–418. doi:10.1093/eurpub/ckt208.
- Baumbach, A., & Gulis, G. (2014). Impact of financial crisis on selected health outcomes in Europe. *European Journal of Public Health*, 24(3), 399–403. doi:10.1093/eurpub/cku042.
- Bayliss, D., Olsen, W., & Walthery, P. (2017). Well-being during recession in the UK. *Applied Research in Quality of Life*, 12(2), 369–387. doi:10.1007/s11482-016-9465-8.
- Bøe, T., Sivertsen, B., Heiervang, E., Goodman, R., Lundervold, A. J., & Hysing, M. (2014). Socioeconomic status and child mental health: The role of parental emotional well-being and parenting practices. *Journal of Abnormal Child Psychology*, 42(5), 705–715. doi:10.1007/s10802-013-9818-9.
- Bonnie Lee, C., Liao, C. M., & Lin, C. M. (2017). The impacts of the global financial crisis on hospitalizations due to depressive illnesses in Taiwan: A prospective nationwide population-based study. *Journal of Affective Disorders*, 221(5), 65–71. doi:10.1016/j.jad.2017.06.028.
- Borrell, C., Muntaner, C., Benach, J., & Artazcoz, L. (2004). Social class and self-reported health status among men and women: What is the role of work organisation, household material standards and household labour? *Social Science & Medicine*, 58(10), 1869–1887. doi:10.1016/S0277-9536(03)00408-8.
- Boyce, C. J., Delaney, L., & Wood, A. M. (2018). The great recession and subjective well-being: How did the life satisfaction of people living in the United Kingdom change following the financial crisis? *PLOS One*, 13(8), e0201215. doi:10.1371/journal.pone.0201215.
- Branas, C. C., Kastanaki, A. E., Michalodimitrakis, M., Tzougas, J., Kranioti, E. F., Theodorakis, P. N., Carr, B. G., & Wiebe, D. J. (2015). The impact of economic austerity and prosperity events on suicide in Greece: A 30-year interrupted time-series analysis. *BMJ Open*, 5(1), e005619–e005619. doi:10.1136/bmjopen-2014-005619.
- Buffel, V., Van de Velde, S., & Bracke, P. (2015). The mental health consequences of the economic crisis in Europe among the employed, the unemployed, and the non-employed. *Social Science Research*, 54, 263–288. doi:10.1016/j.ssresearch.2015.08.003.
- Burgard, S. A., & Hawkins, J. M. (2014). Race/ethnicity, educational attainment, and foregone health care in the United States in the 2007–2009 recession. *American Journal of Public Health*, 104(2), e134–140. doi:10.2105/AJPH.2013.301512.



- Burns, P., & Gimpel, J. G. (2000). Economic insecurity, prejudicial stereotypes, and public opinion on immigration policy. *Political Science Quarterly*, 115(2), 201–225. doi:10.2307/2657900.
- Chan, C. H., Caine, E. D., You, S., Fu, K. W., Chang, S. S., & Yip, P. S. F. (2014). Suicide rates among working-age adults in South Korea before and after the 2008 economic crisis. *Journal of Epidemiology and Community Health*, 68(3), 246–252. doi:10.1136/jech-2013-202759.
- Chang, S. S., Gunnell, D., Sterne, J. A. C., Lu, T. H., & Cheng, A. T. A. (2009). Was the economic crisis 1997–1998 responsible for rising suicide rates in East/Southeast Asia? A time-trend analysis for Japan, Hong Kong, South Korea, Taiwan, Singapore and Thailand. *Social Science & Medicine*, 68(7), 1322–1331. doi:10.1016/j.socscimed.2009.01.010.
- Chang, S. S., Stuckler, D., Yip, P., & Gunnell, D. (2013). Impact of 2008 global economic crisis on suicide: Time trend study in 54 countries. *BMJ*, 347(7925), f5239. doi:10.1136/bmj.f5239.
- Christodoulou, N. G., & Christodoulou, G. N. (2013). Financial crises: Impact on mental health and suggested responses. *Psychotherapy and Psychosomatics*, 82(5), 279–284. doi:10.1159/000351268.
- Cibis, A., Mergl, R., Bramesfeld, A., Althaus, D., Niklewski, G., Schmidtke, A., & Hegerl, U. (2012). Preference of lethal methods is not the only cause for higher suicide rates in males. *Journal of Affective Disorders*, 136(1–2), 9–16. doi:10.1016/j.jad.2011.08.032.
- Coope, C., Gunnell, D., Hollingworth, W., Hawton, K., Kapur, N., Fearn, V., Wells, C., & Metcalfe, C. (2014). Suicide and the 2008 economic recession: Who is most at risk? Trends in suicide rates in England and Wales 2001–2011. *Social Science & Medicine*, 117, 76–85. doi:10.1016/j.socscimed.2014.07.024.
- Corcoran, P., Griffin, E., Arensman, E., Fitzgerald, A. P., & Perry, I. J. (2015). Impact of the economic recession and subsequent austerity on suicide and self-harm in Ireland: An interrupted time series analysis. *International Journal of Epidemiology*, 44(3), 969–977. doi:10.1093/ije/dyv058.
- Córdoba-Doña, J. A., San Sebastián, M., Escolar-Pujolar, A., Martínez-Faure, J. E., & Gustafsson, P. E. (2014). Economic crisis and suicidal behaviour: The role of unemployment, sex and age in Andalusia, Southern Spain. *International Journal for Equity in Health*, 13(1), 55. doi:10.1186/1475-9276-13-55.
- De Bruin, W. B. (2021). Age differences in COVID-19 risk perceptions and mental health: Evidence from a National U.S. Survey conducted in March 2020. *Journals of Gerontology Series B*, 76(2), E24–E29. doi:10.1093/geronb/gbaa074.
- De Vogli, R., Marmot, M., & Stuckler, D. (2013). Excess suicides and attempted suicides in Italy attributable to the great recession. *Journal of Epidemiology and Community Health*, 67(4), 378–379. doi:10.1136/jech-2012-201607.
- Deaton, A. (2012). The financial crisis and the well-being of Americans. *Oxford Economic Papers*, 64(1), 1–26. doi:10.1093/oep/gpr051.
- Desson, Z., Weller, E., McMeekin, P., & Ammi, M. (2020). An analysis of the policy responses to the COVID-19 pandemic in France, Belgium, and Canada. *Health Policy and Technology*, 9(4), 430–446. doi:10.1016/j.hlpt.2020.09.002.
- Drydakakis, N. (2015). The effect of unemployment on self-reported health and mental health in Greece from 2008 to 2013: A longitudinal study before and during the financial crisis. *Social Science & Medicine*, 128, 43–51. doi:10.1016/j.socscimed.2014.12.025.
- Economou, M., Angelopoulos, E., Peppou, L. E., Souliotis, K., & Stefanis, C. (2016a). Major depression amid financial crisis in Greece: Will unemployment narrow existing gender differences in the prevalence of the disorder in Greece? *Psychiatry Research*, 242, 260–261. doi:10.1016/j.psychres.2016.05.041.
- Economou, M., Angelopoulos, E., Peppou, L. E., Souliotis, K., & Stefanis, C. (2016b). Suicidal ideation and suicide attempts in Greece during the economic crisis: An update. *World Psychiatry*, 15(1), 83–84. doi:10.1002/wps.20296.
- Economou, M., Madianos, M., Peppou, L. E., Patelakis, A., & Stefanis, C. N. (2013). Major depression in the Era of economic crisis: A replication of a cross-sectional study across Greece. *Journal of Affective Disorders*, 145(3), 308–314. doi:10.1016/j.jad.2012.08.008.
- Economou, M., Madianos, M., Theleritis, C., Peppou, L. E., & Stefanis, C. N. (2011). Increased suicidality amid economic crisis in Greece. *Lancet*, 378(9801), 1459–1460. doi:10.1016/S0140-6736(11)61639-5.
- Evans-Lacko, S., Knapp, M., McCrone, P., Thornicroft, G., & Mojtabai, R. (2013). The mental health consequences of the recession: Economic hardship and employment of people with mental health problems in 27 European Countries. *PLOS One*, 8(7), e69792. doi:10.1371/journal.pone.0069792.
- Frasquilho, D., Matos, M. G., Salonna, F., Guerreiro, D., Storti, C. C., Gaspar, T., & Caldas-De-Almeida, J. M. (2015). Mental health outcomes in times of economic recession: A systematic literature review Health behavior, health promotion and society. *BMC Public Health*, 16(1), 115 doi:10.1186/s12889-016-2720-y.
- Friedman, J., & Thomas, D. (2009). Psychological health before, during, and after an economic crisis: Results from Indonesia, 1993–2000. *The World Bank Economic Review*, 23(1), 57–76. doi:10.1093/wber/16hn013.
- Garcy, A. M., & Vågerö, D. (2012). The length of unemployment predicts mortality, differently in men and women, and by cause of death: a six year mortality follow-up of the Swedish 1992–1996 recession. *Social Science & Medicine* (1982), 74(12), 1911–1920. doi:10.1016/j.socscimed.2012.01.034 22465382
- Iglesias García, C., Martínez, P. S., González, M. P. G. P., García, M. B., Treviño, L. J., Lasheras, F. S., & Bobes, J. (2014). Effects of the economic crisis on demand due to mental disorders in Asturias: Data from the Asturias Cumulative Psychiatric Case Register (2000–2010). *Actas Espanolas De Psiquiatria*, 42(3), 108–115.
- Iglesias-García, C., Sáiz, P. A., Burón, P., Sánchez-Lasheras, F., Jiménez-Treviño, L., Fernández-Artamendi, S.,... & Bobes, J. (2017). Suicide, unemployment, and economic recession in Spain. *Revista de Psiquiatria y Salud Mental (English Edition)*, 10(2), 70–77. doi:10.1016/j.rpsmen.2017.03.001.
- Isabel, R.-P., Miguel, R.-B., Antonio, R.-G., & Oscar, M.-G. (2017). Economic crisis and suicides in Spain. Socio-demographic and regional variability. *The European Journal of Health Economics : HEPAC : health Economics in Prevention and Care*, 18(3), 313–320. doi:10.1007/s10198-016-0774-5 26935181.
- Garcy, A. M., & Vagerö, D. (2013). Unemployment and suicide during and after a deep recession: A longitudinal study of 3.4 million swedish men and women. *American Journal of Public Health*, 103(6), 1031–1038. doi:10.2105/AJPH.2013.301210.
- Gibson, B., Schneider, J., Talamonti, D., & Forshaw, M. (2021). The impact of inequality on mental health outcomes during the COVID-19 pandemic: A systematic review. *Canadian Psychology / Psychologie Canadienne*, 62(1), 101–126. doi:10.1037/cap0000272.
- Gili, M., Roca, M., Basu, S., McKee, M., & Stuckler, D. (2013). The mental health risks of economic crisis in Spain: Evidence from primary care centres, 2006 and 2010. *European Journal of Public Health*, 23(1), 103–108. doi:10.1093/eurpub/cks035.
- Hagquist, C. (1998). Youth unemployment, economic deprivation and suicide. *Scandinavian Journal of Social Welfare*, 7(4), 330–339. doi:10.1111/j.1468-2397.1998.tb00253.x.
- Halvorsen, K. (2016). Economic, financial, and political crisis and well-being in the PIGS-countries. *SAGE Open*, 6(4), 215824401667519. doi:10.1177/2158244016675198.
- Harper, S., & Bruckner, T. A. (2017). Did the Great Recession increase suicides in the USA? Evidence from an interrupted time-series analysis. *Annals of Epidemiology*, 27(7), 409.e6–414.e6. doi:10.1016/j.annepidem.2017.05.017.
- Hauksdóttir, A., McClure, C., Jonsson, S. H., Ólafsson, Ö., & Valdimarsdóttir, U. A. (2013). Increased stress among women following an economic collapse—a prospective cohort study. *American Journal of Epidemiology*, 177(9), 979–988. doi:10.1093/aje/kws347.
- Helliwell, J. F., Layard, R., & Sachs, J. D. (2017). *World happiness report 2017*. <https://worldhappiness.report/>
- Hintikka, J., Saarinen, P. I., & Viinamäki, H. (1999). Suicide mortality in Finland during an economic cycle, 1985–1995. *Scandinavian Journal of Public Health*, 27(2), 85–88. doi:10.1177/14034948990270020601.
- Hong, Q. N., Pluye, P., Fábregues, S., Bartlett, G., Boardman, F., Cargo, M., Dagenais, P., Gagnon, M.-P., Griffiths, F., Nicolau, B., O’Cathain, A., Rousseau, M.-C., & Vedel, I. (2018). *Mixed methods appraisal tool (MMAT). Version 2018. User Guide* (pp. 1–11). McGill University.

- Cohen, J. (1960). A coefficient of agreement for nominal scales. *Educational and Psychological Measurement*, 20(1), 37–46. doi:10.1177/001316446002000104.
- Jenkins, A. I. C., Le, Y., Surachman, A., Almeida, D. M., & Fredman, S. J. (2023). Associations among financial well-being, daily relationship tension, and daily affect in two adult cohorts separated by the great recession. *Journal of Social and Personal Relationships*, 40(4), 1103–1125. doi:10.1177/02654075221105611.
- Kam, S., Hwang, B. J., & Parker, E. R. (2023). The impact of climate change on atopic dermatitis and mental health comorbidities: A review of the literature and examination of intersectionality. *International Journal of Dermatology*, 62(4), 449–458. doi:10.1111/ijd.16557.
- Kämpfen, F., Kohler, I. V., Ciancio, A., de Bruin, W. B., Maurer, J., & Kohler, H. P. (2020). Predictors of mental health during the Covid-19 pandemic in the US: Role of economic concerns, health worries and social distancing. *PLOS One*, 15(11), e0241895. doi:10.1371/journal.pone.0241895.
- Katikireddi, S. V., Niedzwiedz, C. L., & Popham, F. (2012). Trends in population mental health before and after the 2008 recession: A repeat cross-sectional analysis of the 1991–2010 Health Surveys of England. *BMJ Open*, 2(5), e001790. doi:10.1136/bmjopen-2012-001790.
- Khang, Y. H., Lynch, J. W., & Kaplan, G. A. (2005). Impact of economic crisis on cause-specific mortality in South Korea. *International Journal of Epidemiology*, 34(6), 1291–1301. doi:10.1093/ije/dyi224.
- Kim, A. M. (2021). Suicide rates by occupation in Korea, 1993–2017: the impacts of financial crisis and suicide policy. *Psychiatry Research*, 298, 113787. doi:10.1016/j.psychres.2021.113787.
- Kim, H., Young, J. S., Jee, J. Y., Woo, J. C., & Chung, M. N. (2004). Changes in mortality after the recent economic crisis in South Korea. *Annals of Epidemiology*, 14(6), 442–446. doi:10.1016/j.annepidem.2003.09.018.
- Knapp, M., & Wong, G. (2020). Economics and mental health: the current scenario. *World Psychiatry*, 19(1), 3–14. doi:10.1002/wps.20692.
- Konieczna, A., Jakobsen, S. G., Larsen, C. P., & Christiansen, E. (2022). Recession and risk of suicide in Denmark during the 2009 global financial crisis: an ecological register-based study. *Scandinavian Journal of Public Health*, 50(5), 584–592. doi:10.1177/14034948211013270.
- Konstantakopoulos, G., Pikouli, K., Ploumpidis, D., Bougonikolou, E., Kouyanou, K., Nystazaki, M., & Economou, M. (2019). The impact of unemployment on mental health examined in a community mental health unit during the recent financial crisis in Greece. *Psychiatrike=Psychiatriki*, 30(4), 281–290. doi:10.22365/jpsych.2019.304.281.
- Kronenberg, C., & Boehnke, J. R. (2019). How did the 2008–11 financial crisis affect work-related common mental distress? Evidence from 393 workplaces in Great Britain. *Economics and Human Biology*, 33, 193–200. doi:10.1016/j.ehb.2019.02.008.
- Kubrin, C. E., Bartos, B. J., & McCleary, R. (2022). The debt crisis, austerity measures, and suicide in Greece. *Social Science Quarterly*, 103(1), 120–140. doi:10.1111/ssqu.13118.
- Laliotis, I., Ioannidis, J. P. A., & Stavropoulou, C. (2016). Total and cause-specific mortality before and after the onset of the Greek economic crisis: an interrupted time-series analysis. *The Lancet Public Health*, 1(2), e56–e65. doi:10.1016/S2468-2667(16)30018-4.
- Lee, S., Guo, W. J., Tsang, A., Mak, A. D. P., Wu, J., Ng, K. L., & Kwok, K. (2010). Evidence for the 2008 economic crisis exacerbating depression in Hong Kong. *Journal of Affective Disorders*, 126(1–2), 125–133. doi:10.1016/j.jad.2010.03.007.
- Lindström, M., & Giordano, G. N. (2016). The 2008 financial crisis: Changes in social capital and its association with psychological well-being in the United Kingdom—A panel study. *Social Science & Medicine* (1982), 153, 71–80. doi:10.1016/j.socscimed.2016.02.008.26889949.
- Liu, H., Manzoor, A., Wang, C., Zhang, L., & Manzoor, Z. (2020). The COVID-19 outbreak and affected countries stock markets response. *International Journal of Environmental Research and Public Health*, 17(8), 1–19. doi:10.3390/ijerph17082800.
- López-Contreras, N., Rodríguez-Sanz, M., Novoa, A., Borrell, C., Medallo Muñoz, J., & Gotsens, M. (2019). Socioeconomic inequalities in suicide mortality in Barcelona during the economic crisis (2006–2016): A time trend study. *BMJ Open*, 9(8), e028267. doi:10.1136/bmjopen-2018-028267.
- Lopez Bernal, J. A., Gasparrini, A., Artundo, C. M., & McKee, M. (2013). The effect of the late 2000s financial crisis on suicides in Spain: An interrupted time-series analysis. *European Journal of Public Health*, 23(5), 732–736. doi:10.1093/eurpub/ckt083.
- Madianos, M., Economou, M., Alexiou, T., & Stefanis, C. (2011). Depression and economic hardship across Greece in 2008 and 2009: Two cross-sectional surveys nationwide. *Social Psychiatry and Psychiatric Epidemiology*, 46(10), 943–952. doi:10.1007/s00127-010-0265-4.
- Marazziti, D., Avella, M. T., Mucci, N., Della Vecchia, A., Ivaldi, T., Palermo, S., & Mucci, F. (2021). Impact of economic crisis on mental health: A 10-year challenge. *CNS Spectrums*, 26(1), 7–13. doi:10.1017/S1092852920000140.
- Martin-Carrasco, M., Evans-Lacko, S., Dom, G., Christodoulou, N. G., Samochowiec, J., González-Fraile, E., Bienkowski, P., Gómez-Beneyto, M., Dos Santos, M. J. H., & Wasserman, D. (2016). EPA guidance on mental health and economic crises in Europe. *European Archives of Psychiatry and Clinical Neuroscience*, 266(2), 89–124. doi:10.1007/s00406-016-0681-x.
- Mattei, G., Ferrari, S., Pingani, L., & Rigatelli, M. (2014). Short-term effects of the 2008 Great Recession on the health of the Italian population: An ecological study. *Social Psychiatry and Psychiatric Epidemiology*, 49(6), 851–858. doi:10.1007/s00127-014-0818-z.
- McInerney, M., Mellor, J. M., & Nicholas, M. H. (2013). Recession Depression: Mental Health Effects of the 2008 Stock Market Crash. *Journal of Health Economics*, 32(6), 1090–1104. doi:10.1016/j.jhealeco.2013.09.002.
- McLaughlin, K. A., Nandi, A., Keyes, K. M., Uddin, M., Aiello, A. E., Galea, S., & Koenen, K. C. (2012). Home foreclosure and risk of psychiatric morbidity during the recent financial crisis. *Psychological Medicine*, 42(7), 1441–1448. doi:10.1017/S0033291711002613.
- Mertens, A., & Beblo, M. (2016). Self-reported satisfaction and the economic crisis of 2007–2010: or how people in the UK and Germany perceive a severe cyclical downturn. *Social Indicators Research*, 125(2), 537–565. doi:10.1007/s11205-014-0854-9.
- Merzagora, I., Mugellini, G., Amadasi, A., & Travaini, G. (2016). Suicide risk and the economic crisis: An exploratory analysis of the case of Milan. *PLOS One*, 11(12), e0166244. doi:10.1371/journal.pone.0166244.
- Milner, A. J., Niven, H., & LaMontagne, A. D. (2015). Occupational class differences in suicide: Evidence of changes over time and during the global financial crisis in Australia. *BMC Psychiatry*, 15(1), 223. doi:10.1186/s12888-015-0608-5.
- Milner, A., Morrell, S., & LaMontagne, A. D. (2014). Economically inactive, unemployed and employed suicides in Australia by age and sex over a 10-year period: What was the impact of the 2007 economic recession? *International Journal of Epidemiology*, 43(5), 1500–1507. doi:10.1093/ije/dyu148.
- Mohseni-Cheraghlo, A. (2016). The aftermath of financial crises: A look on human and social wellbeing. *World Development*, 87, 88–106. doi:10.1016/j.worlddev.2016.06.001.
- Mylona, K., Tsiantou, V., Zavras, D., Pavi, E., & Kyriopoulos, J. (2014). Determinants of self-reported frequency of depressive symptoms in Greece during economic crisis. *Public Health*, 128(8), 752–754. doi:10.1016/j.puhe.2014.05.009.
- Neocleous, G., & Apostolou, M. (2021). Financial recession as a predictor of stress in human service professionals: The case of Cyprus. *International Social Work*, 64(1), 74–84. doi:10.1177/0020872818797998.
- Neumayer, E. (2004). Recessions lower (some) mortality rates: Evidence from Germany. *Social Science & Medicine*, 58(6), 1037–1047. doi:10.1016/S0277-9536(03)00276-4.
- Norström, T., & Grönqvist, H. (2015). The great recession, unemployment and suicide. *Journal of Epidemiology and Community Health*, 69(2), 110–116. doi:10.1136/jech-2014-204602.
- Ostamo, A., & Lönnqvist, J. (2001). Attempted suicide rates and trends during a period of severe economic recession in Helsinki, 1989–1997. *Social Psychiatry and Psychiatric Epidemiology*, 36(7), 354–360. doi:10.1007/s001270170041.

- Page, M. J., McKenzie, J. E., Bossuyt, P. M., Boutron, I., Hoffmann, T. C., Mulrow, C. D., Shamseer, L., Tetzlaff, J. M., Akl, E. A., Brennan, S. E., Chou, R., Glanville, J., Grimshaw, J. M., Hróbjartsson, A., Lalu, M. M., Li, T., Loder, E. W., Mayo-Wilson, E., McDonald, S., ... Moher, D. (2021). The PRISMA 2020 statement: an updated guideline for reporting systematic reviews. *International Journal of Surgery*, 88, 105906. doi:10.1016/j.ijsu.2021.105906.
- Paleologou, M. P., Anagnostopoulos, D. C., Lazaratou, H., Economou, M., Peppou, L. E., & Malliori, M. (2018). Adolescents' mental health during the financial crisis in Greece: The first epidemiological data. *Psychiatrike = Psychiatriki*, 29(3), 271–274. doi:10.22365/jpsy.2018.293.271.
- Panchal, U., Salazar de Pablo, G., Franco, M., Moreno, C., Parellada, M., Arango, C., & Fusar-Poli, P. (2023). The impact of COVID-19 lockdown on child and adolescent mental health: systematic review. *European Child & Adolescent Psychiatry*, 32(7), 1151–1177. doi:10.1007/s00787-021-01856-w.
- Parker, P. D., Jerrim, J., & Anders, J. (2016). What effect did the global financial crisis have upon youth wellbeing? Evidence from four Australian cohorts. *Developmental Psychology*, 52(4), 640–651. doi:10.1037/dev0000092.
- Pfoertner, T. K., Rathmann, K., Elgar, F. J., De Looze, M., Hofmann, F., Ottova-Jordan, V., Ravens-Sieberer, U., Bosakova, L., Currie, C., & Richter, M. (2014). Adolescents' psychological health complaints and the economic recession in late 2007: A multilevel study in 31 countries. *European Journal of Public Health*, 24(6), 961–967. doi:10.1093/eurpub/cku056.
- Phillips, M. R., Liu, H., & Zhang, Y. (1999). Suicide and social change in China. *Culture, Medicine and Psychiatry*, 23(1), 25–50. doi:10.1023/A:1005462530658.
- Pompili, M., Vichi, M., Innamorati, M., Lester, D., Yang, B., De Leo, D., & Girardi, P. (2014). Suicide in Italy during a time of economic recession: Some recent data related to age and gender based on a nationwide register study. *Health & Social Care in the Community*, 22(4), 361–367. doi:10.1111/hsc.12086.
- Rachiotis, G., Stuckler, D., McKee, M., & Hadjichristodoulou, C. (2015). What has happened to suicides during the Greek economic crisis? Findings from an ecological study of suicides and their determinants (2003–2012). *BMJ Open*, 5(3), e007295. doi:10.1136/bmjopen-2014-007295.
- Rahmqvist, M., & Carstensen, J. (1998). Trend of psychological distress in a Swedish population from 1989 to 1995. *Scandinavian Journal of Social Medicine*, 26(3), 214–222. doi:10.1177/14034948980260031201.
- Reeves, A., McKee, M., & Stuckler, D. (2014). Economic suicides in the Great Recession in Europe and North America. *The British Journal of Psychiatry: The Journal of Mental Science*, 205(3), 246–247. doi:10.1192/bjp.bp.114.144766.24925987.
- Reeves, A., McKee, M., Gunnell, D., Chang, S. S., Basu, S., Barr, B., & Stuckler, D. (2015). Economic shocks, resilience, and male suicides in the Great Recession: Cross-national analysis of 20 EU countries. *European Journal of Public Health*, 25(3), 404–409. doi:10.1093/eurpub/cku168.
- Reeves, A., Stuckler, D., McKee, M., Gunnell, D., Chang, S. S., & Basu, S. (2012). Increase in state suicide rates in the USA during economic recession. *Lancet*, 380(9856), 1813–1814. doi:10.1016/S0140-6736(12)61910-2.
- Reibling, N., Beckfield, J., Huijts, T., Schmidt-Catran, A., Thomson, K. H., & Wendt, C. (2017). Depressed during the depression: Has the economic crisis affected mental health inequalities in Europe? Findings from the European Social Survey (2014) special module on the determinants of health. *European Journal of Public Health*, 27(Suppl 1), 47–54. doi:10.1093/eurpub/ckw225.
- Revenson, T. A., Griva, K., Luszczynska, A., Morrison, V., Panagopoulou, E., Vilchinsky, N., & Hagedoorn, M. (2016). Gender and caregiving: The costs of caregiving for women. In *Caregiving in the illness context*. Palgrave Macmillan UK. doi:10.1057/9781137558985.
- Ridley, M. W., Rao, G., Schilbach, F., & Patel, V. H. (2020). Poverty, depression, and anxiety: Causal evidence and mechanisms. *Science*, 370(6522), 6–12. doi:10.1126/science.aay0214.
- Rihmer, Z., Kapitzany, B., Gonda, X., & Dome, P. (2013). Suicide, recession, and unemployment. *Lancet (London, England)*, 381(9868), 722–723. doi:10.1016/S0140-6736(13)60575-9.23472913
- Riumallo-Herl, C., Basu, S., Stuckler, D., Courtin, E., & Avendano, M. (2014). Job loss, wealth and depression during the Great Recession in the USA and Europe. *International Journal of Epidemiology*, 43(5), 1508–1517. doi:10.1093/ije/dyu048.
- Sánchez-Recio, R., García-Ael, C., & Topa, G. (2021). Investigating the relationship between stress and self-rated health during the financial crisis and recession in 2008: The mediating role of job satisfaction and social support in Spain. *Journal of Clinical Medicine*, 10(7), 1463. doi:10.3390/jcm10071463.
- Sargent-Cox, K., Butterworth, P., & Anstey, K. J. (2011). The global financial crisis and psychological health in a sample of Australian older adults: A longitudinal study. *Social Science & Medicine*, 73(7), 1105–1112. doi:10.1016/j.socscimed.2011.06.063.
- Saurina, C., Marzo, M., & Saez, M. (2015). Inequalities in suicide mortality rates and the economic recession in the municipalities of Catalonia, Spain. *International Journal for Equity in Health*, 14(1), 75. doi:10.1186/s12939-015-0192-9.
- Saville, C. W. N. (2021). Ecological social capital does not predict geographical variance in increases in depression following the 2008 financial crisis. *British Journal of Psychology*, 112(1), 163–179. doi:10.1111/bjop.12448.
- Schneider, J., Pegram, G., Gibson, B., Talamonti, D., Tinoco, A., Craddock, N., Matheson, E., & Forshaw, M. (2023). A mixed-studies systematic review of the experiences of body image, disordered eating, and eating disorders during the COVID-19 pandemic. *The International Journal of Eating Disorders*, 56(1), 26–67. doi:10.1002/eat.23706.
- Schneider, J., Talamonti, D., Gibson, B., & Forshaw, M. (2020). Factors mediating the psychological well-being of healthcare workers responding to global pandemics: A systematic review. *PsyArXiv Preprints*, doi:10.31234/osf.io/c23tx.
- Seedat, S., Scott, K. M., Angermeyer, M. C., Berglund, P., Bromet, E. J., Brugha, T. S., Demyttenaere, K., de Girolamo, G., Haro, J. M., Jin, R., Karam, E. G., Kovess-Masfety, V., Levinson, D., Medina Mora, M. E., Ono, Y., Ormel, J., Pennell, B.-E., Posada-Villa, J., Sampson, N. A., Williams, D., & Kessler, R. C. (2009). Cross-national associations between gender and mental disorders in the World Health Organization World Mental Health Surveys. *Archives of General Psychiatry*, 66(7), 785–795. doi:10.1001/archgenpsychiatry.2009.36.
- Shi, C., Yu, X., Hong, N., Chan, R. C. K., Chen, Y., & He, Y. (2011). Emotional, memory and daily function among health care worker survivors with SARS. *Chinese Mental Health Journal*, 25(9), 660–665.
- Snorraddóttir, Á., Vilhjálmsdóttir, R., Rafnsdóttir, G. L., & Tómasson, K. (2013). Financial crisis and collapsed banks: Psychological distress and work related factors among surviving employees-A nation-wide study. *American Journal of Industrial Medicine*, 56(9), 1095–1106. doi:10.1002/ajim.22210.
- Stuckler, D., Basu, S., Suhrcke, M., Coutts, A., & McKee, M. (2011). Effects of the 2008 recession on health: A first look at European data. *Lancet*, 378(9786), 124–125. doi:10.1016/S0140-6736(11)61079-9.
- Swift, S. L., Elfassy, T., Bailey, Z., Florez, H., Feaster, D. J., Calonico, S., Sidney, S., Kiefe, C. I., & Hazzouri, A. Z. A. (2020). Association of negative financial shocks during the Great Recession with depressive symptoms and substance use in the USA: The CARDIA study. *Journal of Epidemiology and Community Health*, 74(12), 995–1001. doi:10.1136/jech-2020-213917.
- Thomson, R. M., & Katikireddi, S. V. (2018). Mental health and the jilted generation: Using age-period-cohort analysis to assess differential trends in young people's mental health following the Great Recession and austerity in England. *Social Science & Medicine*, 214, 133–143. doi:10.1016/j.socscimed.2018.08.034.
- Thomson, R. M., Niedzwiedz, C. L., & Katikireddi, S. V. (2018). Trends in gender and socioeconomic inequalities in mental health following the Great Recession and subsequent austerity policies: A repeat cross-sectional analysis of the Health Surveys for England. *BMJ Open*, 8(8), e022924. doi:10.1136/bmjopen-2018-022924.
- Toffolutti, V., & Suhrcke, M. (2014). Assessing the short term health impact of the Great Recession in the European Union: A



- cross-country panel analysis. *Preventive Medicine*, 64, 54–62. doi:10.1016/j.ypmed.2014.03.028.
- Urbanos-Garrido, R. M., & Lopez-Valcarcel, B. G. (2015). The influence of the economic crisis on the association between unemployment and health: an empirical analysis for Spain. *The European Journal of Health Economics*, 16(2), 175–184. doi:10.1007/s10198-014-0563-y.
- Usher, K., Jackson, D., Durkin, J., Gyamfi, N., & Bhullar, N. (2020). Pandemic-related behaviours and psychological outcomes; A rapid literature review to explain COVID-19 behaviours. *International Journal of Mental Health Nursing*, 29(6), 1018–1034. doi:10.1111/inm.12790.
- Vigo, D. V., Patel, V., Becker, A., Bloom, D., Yip, W., Raviola, G., Saxena, S., & Kleinman, A. (2019). A partnership for transforming mental health globally. *The Lancet. Psychiatry*, 6(4), 350–356. doi:10.1016/S2215-0366(18)30434-6.
- Viinamäki, H., Hintikka, J., Kontula, O., Niskanen, L., & Koskela, K. (2000). Mental health at population level during an economic recession in Finland. *Nordic Journal of Psychiatry*, 54(3), 177–182. doi:10.1080/080394800750019079.
- Viseu, J. N. R., de Jesus, S. N., Leal, A. R. C., Pinto, P. S. L. G., dos, S., Ayala-Nunes, L., & Matavelli, R. D. (2021). Coping and social support as moderators: Relationship between financial threat and negative psychological outcomes. *Current Psychology*, 40(5), 2229–2241. doi:10.1007/s12144-019-0157-z.
- Volkos, P., & Symvoulakis, E. K. (2021). Impact of financial crisis on mental health: A literature review ‘puzzling’ findings from several countries. *The International Journal of Social Psychiatry*, 67(7), 907–919. doi:10.1177/00207640211011205.
- Wang, J. L., Smailes, E., Sareen, J., Fick, G. H., Schmitz, N., & Patten, S. B. (2010). The prevalence of mental disorders in the working population over the period of global economic crisis. *Canadian Journal of Psychiatry*, 55(9), 598–605. doi:10.1177/070674371005500908.
- WHO. (2011). Impact of economic crises on mental health. World Health Organization. <https://www.euro.who.int/en/health-topics/noncommunicable-diseases/mental-health/publications/2011/impact-of-economic-crises-on-mental-health>
- Wilkinson, L. R. (2016). Financial strain and mental health among older adults during the great recession. *The Journals of Gerontology Series B*, 71(4), 745–754. doi:10.1093/GERONB/GBW001.
- Williams, S. N., & Dienes, K. A. (2022, October 26). The ‘Cost of Living Crisis’ and its effects on health: A qualitative study from the UK. *PsyArXiv Preprints*, doi:10.31234/osf.io/tr4xf.
- Yang, H., & Ma, J. (2021). Relationship between wealth and emotional well-being before, during, versus after a nationwide disease outbreak: A large-scale investigation of disparities in psychological vulnerability across COVID-19 pandemic phases in China. *BMJ Open*, 11(6), e044262. doi:10.1136/bmjopen-2020-044262.
- Yilmazer, T., Babiarz, P., & Liu, F. (2015). The impact of diminished housing wealth on health in the United States: Evidence from the Great Recession. *Social Science & Medicine*, 130, 234–241. doi:10.1016/j.socscimed.2015.02.028.
- Zhang, D., Hu, M., & Ji, Q. (2020). Financial markets under the global pandemic of COVID-19. *Finance Research Letters*, 36, 101528. doi:10.1016/j.frl.2020.101528.
- Zhang, Z., Shi, Z., Wang, L., & Liu, M. (2011). One year later: Mental health problems among survivors in hard-hit areas of the Wenchuan earthquake. *Public Health*, 125(5), 293–300. doi:10.1016/j.puhe.2010.12.008.